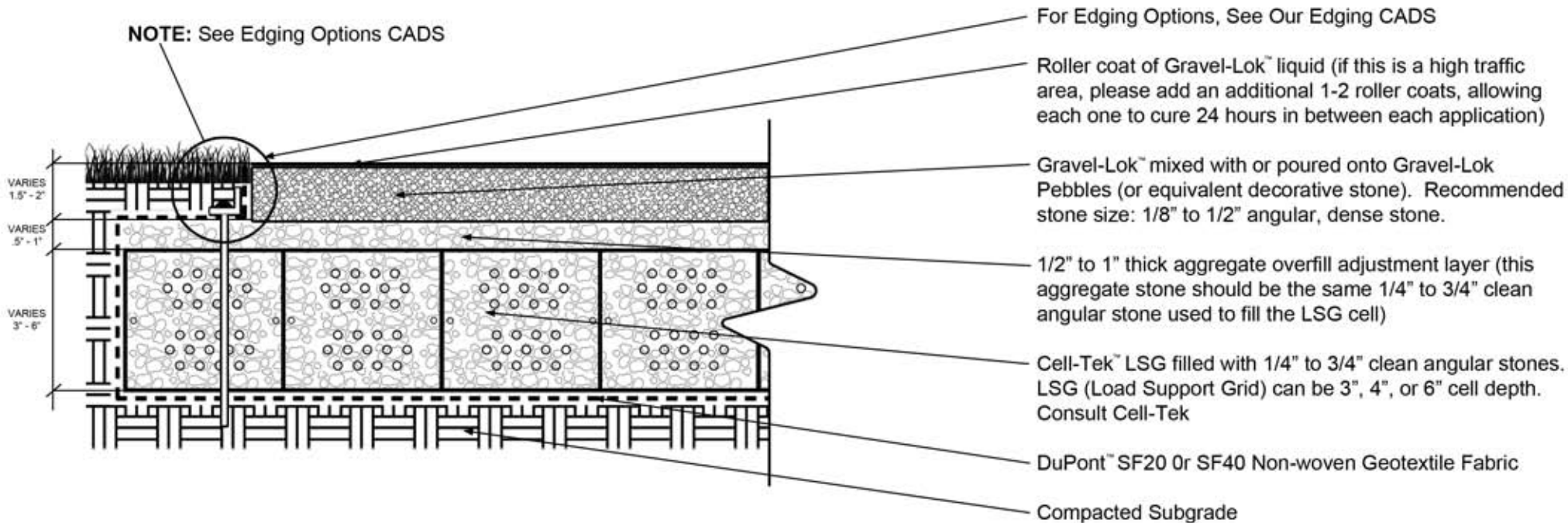


Permeable Gravel-Lok™ Pavement



809 Barkwood Ct., Suite M
 Linthicum Heights, MD 21090






Phone: 410.721.4844

Fax: 410.721.3844

Email: info@celltekdirect.com

www.celltekdirect.com

LEGEND

-  - Roller Coat of Gravel-Lok™ liquid
-  - 1.5" to 2" bonded Gravel-Lok™ layer
-  - Cell-Tek™ LSG (3", 4" or 6") with aggregate infill. Approx 1/2" - 1" adjustment layer on top
-  - DuPont™ SF20 or SF40 Non-woven Geotextile Fabric
-  - Compacted Subgrade

NOTES:

- * If you are using our product for the first time, please call for installation advice.
- * Within 4 - 6 weeks, inspect surface for loose stones. Repair promptly. Repeat inspection and repair annually. For repair methods, contact Contact Cell-Tek Geosynthetics LLC.
- * Mix liquid with stones and trowel them out (Bound Method). For a smooth surface using the Bound Method, the bounded surface must be a minimum of 3 times the thickness of the stone you are using.

OR

- Spread out the clean stones and sprinkle on the liquid with a watering can (Pour Bond Method). Both are permeable.
- * Stones must be completely clean, dry and free from any fines.
- * Angular stones will create a stronger pavement than rounded stones.
- * For ADA compliance use stones which are 1/8" - 1/2" in size.