



**Carpool
KARAOKE**
THE MIC

INSTRUCTION MANUAL

Please retain the instructions for further reference, as they contain important information.

singing machine®
creating Joy through music

CAUTION

Singing Machine's Carpool Karaoke The Mic ("the Product") is intended solely for use by passengers. The Product is not intended for use by drivers of any motor vehicle. **Improper use of the product can lead to risks such as distracted driving, accidents, personal injury or death.** All users of the Product can avoid these risks by following the Product's instructions and their respective state's driving laws, including the affirmative duty to operate vehicles free of distraction.

INCLUDED



Manual

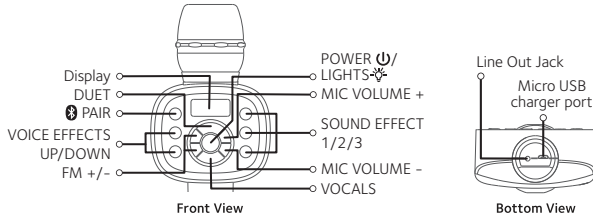


USB Charging Cable

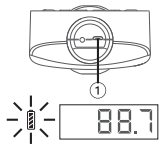


Audio Cord

LOCATION OF CONTROLS



BEFORE YOU GET STARTED



CHARGING THE UNIT

- 1 Insert the included USB charging cable into micro USB port on bottom of the unit.
- 2 Plug the other end of the cable into computer USB port or USB charging device charge the unit for 4 hours to ensure it is fully charged.
- 3 The battery indicator (on display) will slowly flash while the unit is charging. The battery indicator will change to full and solid once the unit is fully charged.

NOTE: The battery indicator (on display) will show the battery charge left indicated by the amount of bars. The rechargeable battery must not be replaced by the user.



AUX AUDIO CONNECTION

This unit is able to connect to your car audio, headphones or favorite audio device. You can connect by 3.5mm AUX cord (included).

LIGHT MODE

Press the LIGHTS button to switch different lighting effects.

TROUBLESHOOTINGGUIDE

Vocal Delay

Some car's audio systems have enhanced audio processing systems that can cause a delay in the transmission of vocals. Try connecting to car audio via Aux cord. Also, consult car user manual for directions how to disable Digital Signal Processor.

No Power

The unit has no battery left. Connect to power source.

No sound from the microphone

- Press the LIGHTS button to turn THE MIC on.
- Ensure the mic and your car audio are connected.
- Your Mic's volume is set to minimum; raise volume.

No sound from your car audio

- Confirm the FM frequency of your car audio is matching with Mic's.
- Volume of your car audio is muted or too low; raise volume.

The Bluetooth® device cannot be paired or connected with the unit

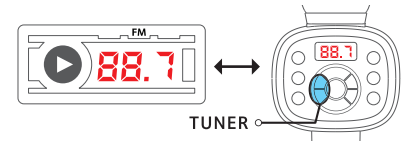
- Ensure any other Bluetooth® devices are turned off to avoid accidental pairing.
- You have not activated the Bluetooth® function of your device; refer to Bluetooth® device user manual.
- The MIC is not in pairing mode; press and hold the PAIR button to restart pairing.

The Music is not available on the unit after successfully connecting the Bluetooth®

- Ensure your Bluetooth® device can support the A2DP Bluetooth® profile.
- The volume on the external Bluetooth device is set too low or muted; raise as desired.

TO START SINGING

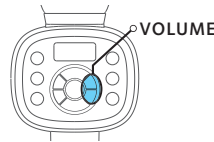
- 1 Find an FM station with no signal on your car radio. Tune to the same channel on the MIC by pressing FM +/- to match to your car radio.



- 2 Connect to a Bluetooth® Device.



- 3 Play your favorite music and sing through you car audio.



- 4 Adjust VOLUME to your preference.

NOTE: If the Mic crackles or breaks up then adjust Mic volume down.

PLAY FOR DUETS (OPTIONAL)

- 5 After connecting to Bluetooth device, press the "DUETS" button on the MIC to select "1" on display, after 3 seconds it will turn back to display the FM frequency if connected to your car radio. "CON" will appear in 3 seconds on both MICs if connected successfully.

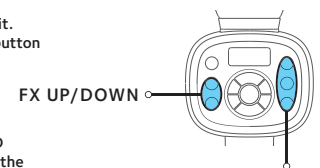


- 6 ADD A SECOND MIC FOR DUET PERFORMANCES
Turn on the second Mic and make sure the Bluetooth is disconnected. Press the "DUETS" button to select "2" on display.

NOTES:

- No music playback will happen during microphones pairing process.
- Second MIC available separately.
- Press and hold the "DUETS" button to turn off the duets mode.

- 7 6 built-in voice changers in this unit. Repeatedly press the FX UP/DOWN button to select different vocal effects.



- 8 3 built-in loop songs. Press SOUND EFFECTS 1, 2 or 3 buttons to play the 3 different sound.

SOUND EFFECTS



VOCALS

- 9 To sing without the lead singer on the recording, press the VOCALS button. To resume the lead singer, press again.

NOTE: Lead vocal removal may work better on some songs than others.


- 10 Press and hold LIGHTS to turn the MIC off.

SPECIFICATIONS

Microphone: Dynamic Microphone
Frequency Range: 87.5 - 108.0 MHz
Battery: Lithium ion battery 3.7 V 1.2A
Input Power: Micro USB DC5V 1A
UHF frequency for duets: 600 MHz
Line Out: 3.5 mm Stereo jack
Dimensions: 3.6 x 2.1 x 10.6 (inches) / 9.2 X 5.4 X 26.8 (cm)
Weight: 0.35 (kgs) / 0.77 (lbs)
Statement: The battery is not replaceable. Specifications are subject to change without notice.

ENERGY SAVING

The unit will automatically enter the Standby mode after 30 minutes in the following situations:

1. There is no singing into the microphone;
 2. The Bluetooth music has been stopped.
- The unit can be turned on by pressing  button.

WARNING

DRIPPING WARNING: This product shall not be exposed to dripping or splashing, and no objects filled with liquids, such as vases, shall be placed on the product.

Warnings: Changes or modifications to this unit not expressly approved by the party responsible for compliance could void the user's authority to operate the equipment.

FCC WARNING: This equipment may generate or use radio frequency energy. Changes or modifications to this equipment may cause harmful interference unless the modifications are expressly approved in the instruction manual. The user could lose the authority to operate this equipment if an unauthorized change or modification is made.

This device complies with part 15 of the FCC Rules. Operation is subject to the following two conditions: (1) This device may not cause harmful interference, and (2) this device must accept any interference received, including interference that may cause undesired operation.

NOTE: This equipment has been tested and found to comply with the limits for a Class B digital device, pursuant to part 15 of the FCC Rules. These limits are designed to provide reasonable protection against harmful interference in a residential installation. This equipment generates, uses and can radiate radio frequency energy and, if not installed and used in accordance with the instructions, may cause harmful interference to radio communications. However, there is no guarantee that interference will not occur in a particular installation. If this equipment does cause harmful interference to radio or television reception, which can be determined by turning the equipment off and on, the user is encouraged to try to correct the interference by one or more of the following measures:

- Reorient or relocate the receiving antenna.
- Increase the separation between the equipment and receiver.
- Connect the equipment into an outlet on a circuit different from that to which the receiver is connected.
- Consult the dealer or an experienced radio/TV technician for help.

INDUSTRY CANADA NOTICE:

This device contains licence-exempt transmitter(s)/receiver(s) that comply with Innovation, Science and Economic Development Canada's licence-exempt RSS(s). Operation is subject to the following two conditions: (1) This device may not cause interference. (2) This device must accept any interference, including interference that may cause undesired operation of the device.

This device operates on a no-interference, no-protection basis. Should the user seek to obtain protection from other radio services operating in the same TV bands, a radio licence is required. For further details, consult Innovation, Science and Economic Development Canada's Client Procedures Circular CPC-2-1-28, Voluntary Licensing of Licence-Exempt Wireless Microphones in the TV Bands.

L'émetteur/récepteur exempt de licence contenu dans le présent appareil est conforme aux CNR d'Innovation, Sciences et Développement économique Canada applicables aux appareils radio exempts de licence. L'exploitation est autorisée aux deux conditions suivantes : (1) L'appareil ne doit pas produire de brouillage; (2) L'appareil doit accepter tout brouillage radioélectrique subi, même si le brouillage est susceptible d'en compromettre le fonctionnement.

Ce dispositif fonctionne selon un régime de non-brouillage et de non-protection.

Si l'utilisateur devait chercher à obtenir une certaine protection contre d'autres services radio fonctionnant dans les mêmes bandes de télévision, une licence radio serait requise. Pour en savoir plus, veuillez consulter la Circulaire des procédures concernant les clients CPC-2-1-28, Délivrance de licences sur une base volontaire pour les microphones sans fil exempts de licence exploités dans les bandes de télévision d'Innovation, Sciences et Développement économique Canada.

CAN ICES-3(B)/NMB-3(B)

IMPORTANT SAFETY INFORMATION

1. Read these Instructions. 2. Keep these Instructions. 3. Heed all Warnings.
4. Follow all Instructions. 5. Do not use this apparatus near water.
6. Clean only with a dry cloth.
7. Do not install near any heat sources such as radiators, heat registers, stoves, or other apparatus (including amplifiers) that produce heat.
8. Only use attachments/accessories specified by the manufacturer.
9. Unplug this apparatus during lightning storms or when unused for long periods of time.
10. Refer all servicing to qualified service personnel. Servicing is required when the apparatus has been damaged in any way, such as power-supply cord or plug is damaged, liquid has been spilled or objects have fallen into the apparatus, the apparatus has been exposed to rain or moisture, does not operate normally, or has been dropped.
11. **WARNING:** To reduce the risk of fire or electric shock, do not expose this apparatus to rain or moisture. Do not place objects filled with water, such as a vase, on the apparatus.
12. **CAUTION:** To reduce the risk of fire or explosion, do not expose batteries to excessive heat such as sunshine, fire or other heat sources.
13. To avoid excessive over amplified sound output, it is recommended that the volume control is initially adjusted to one third or less and then increase if required.

Singing Machine's Carpool Karaoke The Mic ("the Product") is intended solely for use by passengers.

The Product is not intended for use by drivers of any motor vehicle. Improper use of the product can lead to risks such as distracted driving, accidents, personal injury or death. All users of the Product can avoid these risks by following the Product's instructions and their respective state's driving laws, including the affirmative duty to operate vehicles free of distraction.



www.carpoolmic.com

Scan Code from the Camera App on your phone to get started

Register your machine to stay informed about warranty updates, special offers and other cool perks! LIMITED WARRANTY AND SERVICE

THE SINGING MACHINE COMPANY, INC. warrants this product to be free from defects in material and workmanship for a period of ninety (90) days from date of sale to the original consumer purchaser. Product will be repaired or replaced with a new or reconditioned product at no additional charge if it is proven to be defective within the ninety (90) days period when said product is returned at customer expense within the warranty period. THIS WARRANTY DOES NOT COVER ANY EXPENSES INCURRED IN

THE REMOVAL AND REINSTALLATION OF THIS PRODUCT.

This warranty does not apply to any product damaged by accident, misuse, abuse, improper line voltage, fire, water, lightning or other acts of God, or any parts or services furnished by you or anyone else. The warranty does not cover cartons, carrying cases, batteries, broken or damaged cabinets, or any items used in connection with the product or consequential damage due to defect in the product. This warranty does not cover products sold AS IS or Re-manufactured units or units sold outside the SMC distribution channel.

ALL IMPLIED WARRANTIES ARE LIMITED TO THE DURATION OF THIS WARRANTY. THIS IS THE COMPLETE WARRANTY AND NO OTHER EXPRESSED WARRANTY IS VALID. SOME STATES DO NOT ALLOW LIMITATIONS ON HOW LONG AN IMPLIED WARRANTY LASTS OR AN EXCLUSION OR LIMITATIONS OF INCIDENTAL OR CONSEQUENTIAL DAMAGES, SO THE ABOVE LIMITATIONS OR EXCLUSIONS MAY NOT APPLY TO YOU.

This warranty gives you specific legal rights and you may also have other rights, which may vary from state to state.

IF THE UNIT IS OUTSIDE THE WARRANTY PERIOD, please call us first at (866) 670-6888 or email us at customerservice@singingmachine.com

IMPORTANT: This Product is not intended for use by drivers.
Always obey all local driving laws.

THE SINGING MACHINE COMPANY INC.
The Singing Machine® is a registered trademark of The Singing Machine Co., Inc. 4060 E Jurupa Street, Unit B
Ontario, CA 91761-1413 USA

THE LATE LATE SHOW WITH JAMES CORDEN, CARPOOL KARAOKE
Copyright © 2021 All Rights Reserved



© 2021 CBS Broadcasting Inc. All Rights Reserved



The Bluetooth® word mark and logos are registered trademarks owned by Bluetooth SIG, Inc. and any use of such marks by The Singing Machine Company, Inc. is under license. Other trademarks and trade names are those of their respective owners.