

TESLA MODEL 3 - SPECIAL INSTRUCTIONS

The problem:

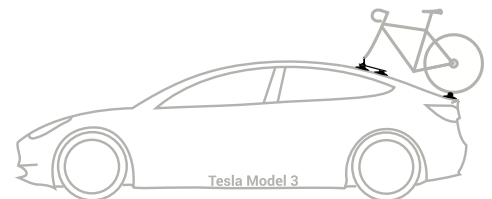
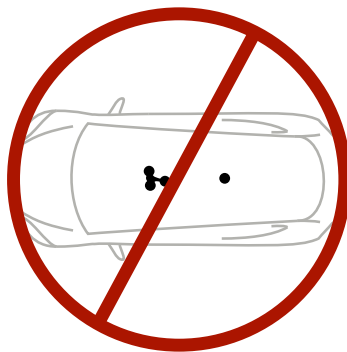

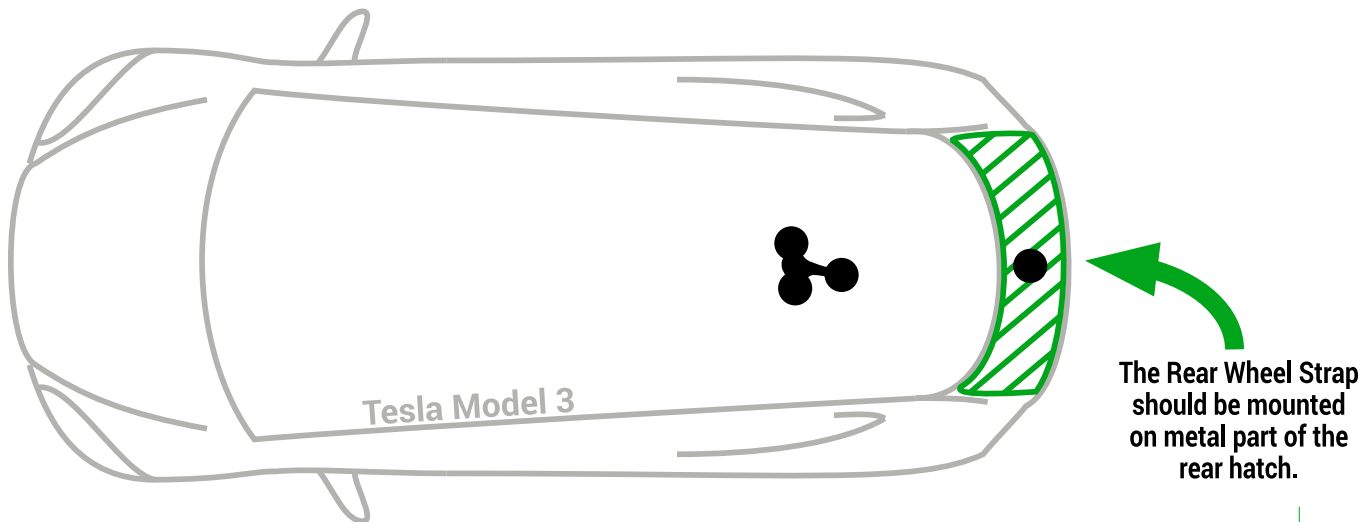
Consumer Reports has identified an integrity problem with the panoramic roof glass on Tesla's Model 3.* Some Model 3 owners have reported issues with the glass cracking. SeaSucker has had 4 customers notice cracked glass underneath their Rear Wheel Straps; fortunately the vast majority of Model 3 owners using SeaSucker racks have had no issues.

The resolution:

While there is no indication that the cause is anything other than Tesla's original glass integrity problem, in an abundance of caution we are recommending that Model 3 owners using SeaSucker bike racks **mount the racks on their cars so that the Rear Wheel Strap lands on the metal part of the rear hatch** (see drawings below). Do **not** hit, punch, or slam the rack or Rear Wheel Strap to create a seal when installing. Place the rack in position and press down just firmly enough to create a seal when pumping.

Additional information:

- To our knowledge, only the Tesla Model 3 is affected by this issue.
- SeaSucker, LLC does not guarantee against glass cracks or breaks, even if you follow these instructions.
- If you do experience cracking, your auto insurance should cover the cost of repairs.



* <https://www.consumerreports.org/car-reliability-owner-satisfaction/tesla-model-3-loses-cr-recommendation-over-reliability-issues/>

