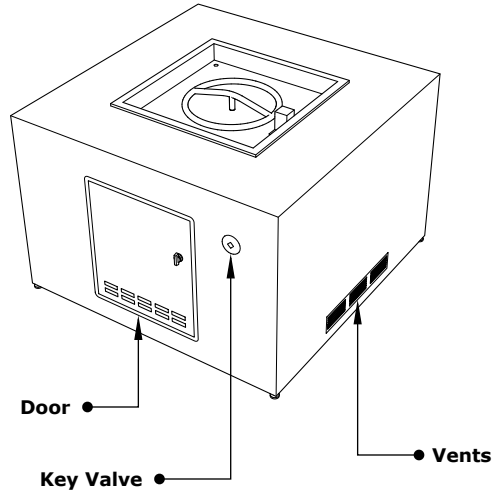
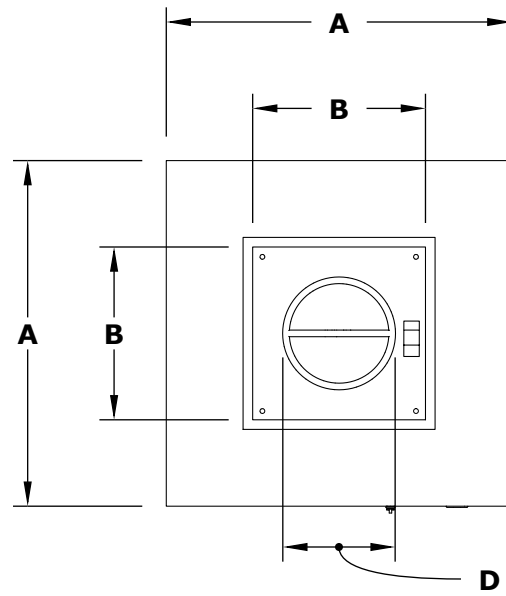


SQUARE PIT FORM - 24" TALL

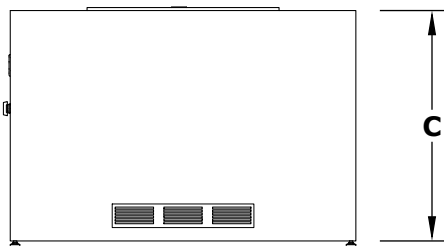
READY TO FINISH



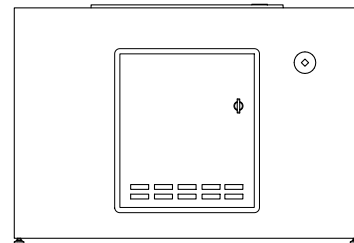
ISOMETRIC VIEW



TOP VIEW



RIGHT SIDE VIEW



FRONT SIDE VIEW

PART NUMBER	A	B	C	D	BTU
OPT-S36DRPB	36"	18"	24"	12"	65,000
OPT-S48DRPB	48"	18"	24"	12"	65,000
OPT-S60DRPB	60"	24"	24"	12"	65,000
OPT-S72DRPB	72"	30"	24"	18"	65,000
OPT-S84DRPB	84"	36"	24"	18"	65,000

Fire Pit Material: GFRC Concrete
 Pan Material: 304 Stainless Steel
 Burner Material: 304 Stainless Steel

Standard 1" Flange on all pans
 Standard 2" Depth on all pans

110V ELECTRONIC IGNITION
 ANSI Z21.97-(2017) / CSA 2.41-(2017)



Match Lit Unit Includes: Pan, Burner, Gas Orifice, Gas Hoses, Key Valve, Key,
 110v Ignition Unit Includes: Pan, Burner, Gas Orifice, Gas Hoses, Key Valve, Key, Plug & Play Electronic Valve, Pilot Igniter.