
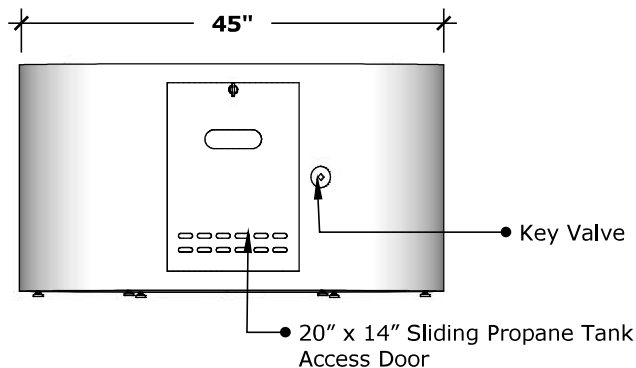


Gravity Collection | 45" x 45" x 24"



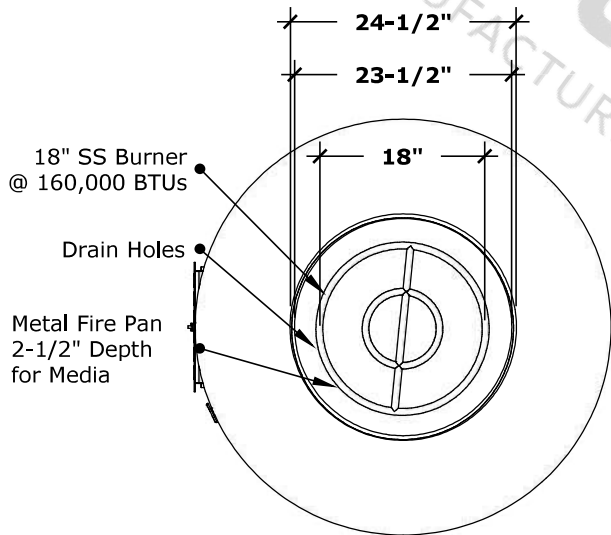
FRONT VIEW

scale: 1/2" = 1'-0" (1:24)



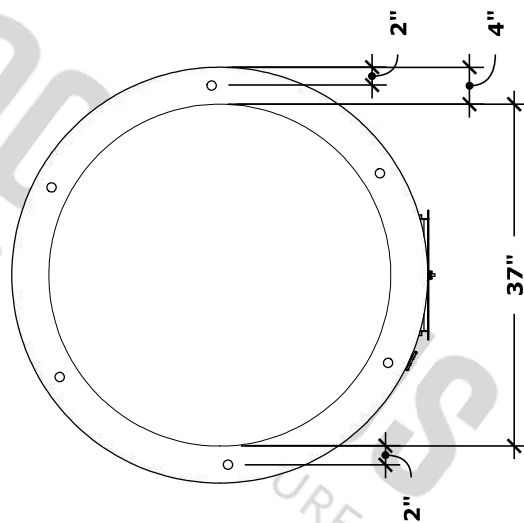
RIGHT VIEW

scale: 1/2" = 1'-0" (1:24)



TOP VIEW

scale: 1/2" = 1'-0" (1:24)



UNDERSIDE VIEW

scale: 1/2" = 1'-0" (1:24)

Fire Pit Material: Copper, Powder Coated Steel, Stainless Steel, or Corten Steel
 Pan Material: 316 Stainless Steel
 Burner Material: 316 Stainless Steel
 Gas Type: Liquid Propane (Door Included) or Natural Gas

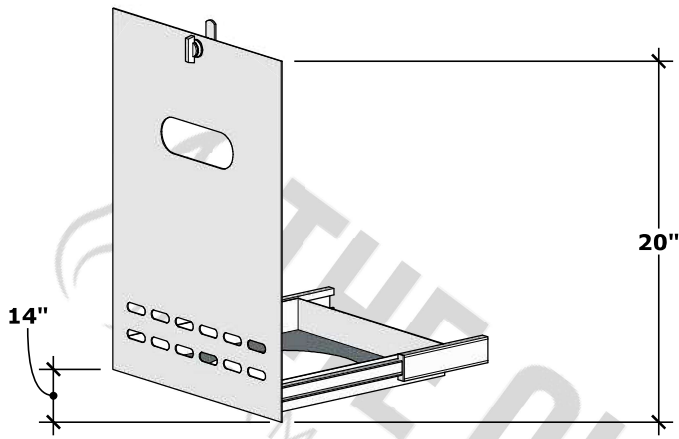
Match Lit Unit Includes: Pan, Burner, Gas Orifice, Gas Hoses, Key Valve, Key, & Lava Chunks.

110v Ignition Unit Includes: Pan, Burner, Gas Orifice, Gas Hoses, Key Valve, Key, Plug & Play Electronic Valve, Pilot Igniter.



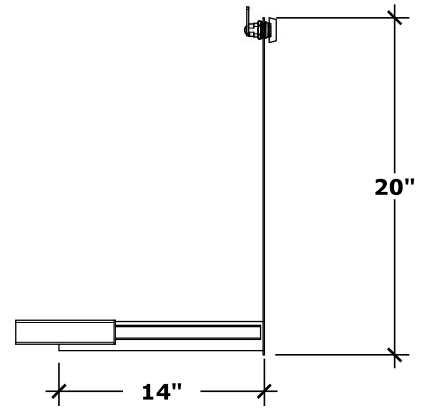
110V ELECTRONIC IGNITION CERTIFICATION
 ANSI Z21.97-(2017) / CSA 2.41-(2017)

Sliding Access Door | Door: 20" x 14"
Sliding Tray: 14" x 14" x 2"



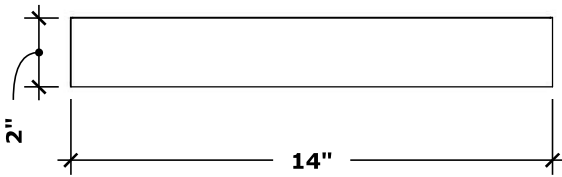
FRONT VIEW

scale: 1/2" = 1'-0" (1:24)



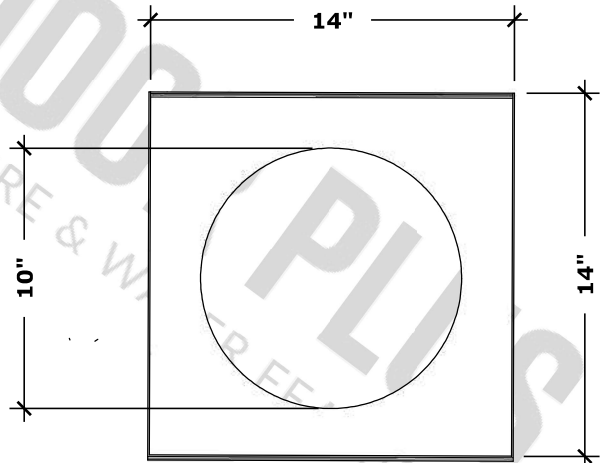
RIGHT VIEW

scale: 1/2" = 1'-0" (1:24)



TOP VIEW

scale: 1/2" = 1'-0" (1:24)



UNDERSIDE VIEW

scale: 1/2" = 1'-0" (1:24)

Access Door Material: Copper, Powder Coated Steel, Stainless Steel, or Corten Steel

Access Door Includes: Door with Latch & Sliding drawer