

IMPORTANT!

FIRE FURNITURE CARE GUIDE



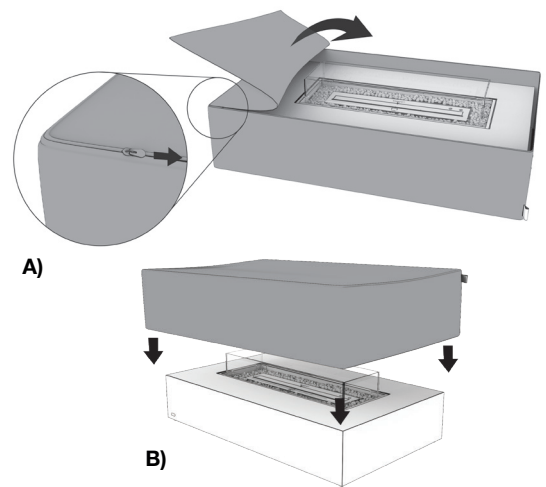
Congratulations! You have purchased a fine piece of outdoor furniture. Your product requires special care to protect it from outdoor elements. Follow this guide to ensure your investment is enjoyed for many years to come.

OUTDOOR COVER/BAG

We've included an outdoor cover/bag made from a durable SANO-TEX fabric that resists mold, mildew, fading, UV rays, water, and extreme weather.

A) During extreme weather, store your fire table indoors or fully enclose inside the provided bag. **FAILURE TO PROPERLY STORE YOUR UNIT MAY VOID THE MANUFACTURERS WARRANTY.**

B) Use the cover in mild weather to protect the vessel from UV rays, dust, and debris.



SEE OTHER SIDE FOR COVER/BAG INSTRUCTIONS >>

SEAL & PROTECT (CONCRETE ONLY)

Your concrete unit was treated with Meguiar's Deep Crystal Carnauba Wax to seal and protect it. We recommend you reseal it every six months. Meguiar's Wax is available for purchase in-store or online at Meguiar's.com, Amazon.com, Target, Walmart, Pep Boys, Auto Zone, or many other fine retailers.


If you have any questions or concerns, please contact our customer support department at (888) 590-3335 or support@mad-usa.com.

IMPORTANT!

FIRE FURNITURE CARE GUIDE

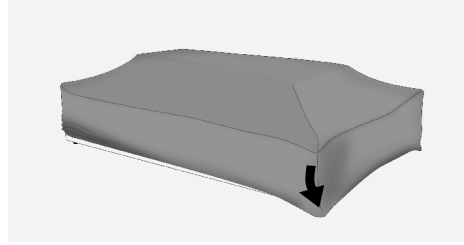


MILD WEATHER COVER INSTRUCTIONS



Step 1

Unzip and detach the enclosing side of the cover.

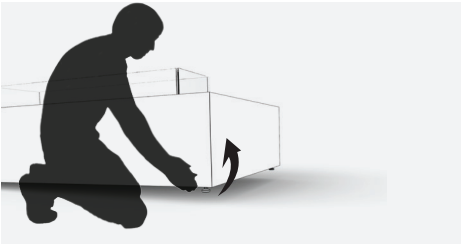


Step 2

Place the cover over the unit and pull down on all sides to secure in place.

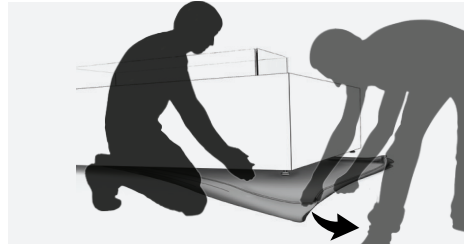
EXTREME WEATHER INSTRUCTIONS

CAUTION! UNIT IS HEAVY - INSTALLATION REQUIRES TWO PEOPLE.



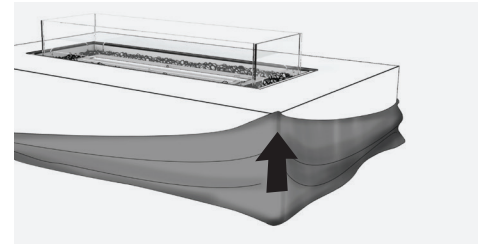
Step 1

Select one person to lift one side of the table. The unit is heavy, please use caution when lifting.



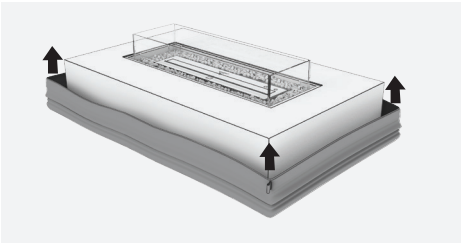
Step 2

The second person needs to carefully move the bag underneath the lifted table, aligning it with the edges.



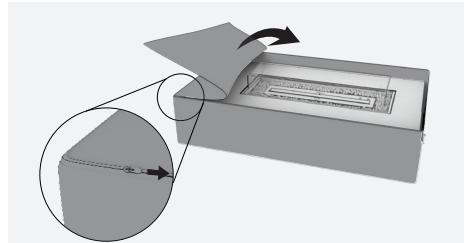
Step 3

Lift the bag upwards, covering one side of the unit.



Step 4

Repeat Steps 1-3 for the other sides until the bag surrounds the entire table.



Step 5

Lay the top of the bag over the unit and zip closed.

MAD DESIGN USA

V0120 / PAGE 2 OF 2

mad-usa.com

5875 Green Valley Circle, Suite 100
Culver City, CA 90230
T + 1 (888) 590.3335 E info@mad-usa.com

 ecosmartfire.com  brownjordanfires.com