

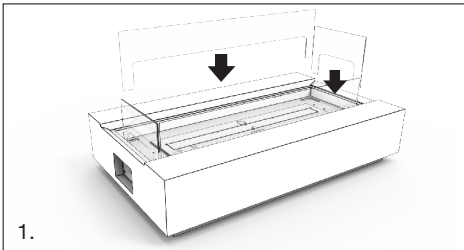
GLASS SCREEN ASSEMBLY

WARNING The glass used is toughened (tempered) glass - which means it is stronger than normal glass. Importantly, even though it is stronger, toughened (tempered) glass still has weaknesses. The corners and sides are specific pressure points where it is more fragile and can break if care is not taken. Extreme temperature variations could cause the glass to shatter.

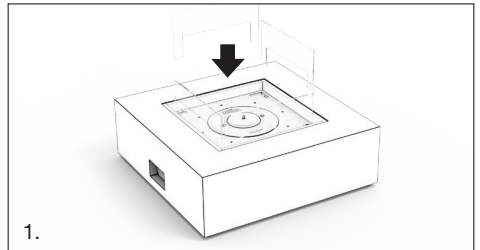
CAUTION Glass will get HOT when fire is in operation. Keep children away. Never leave children unsupervised around a fire.

1. Align each glass screen tab with the designated slots in the metal tray, gently put into position. Exercise caution so as not to fracture or damage glass.



LINEAR GLASS



SQUARE GLASS



ROUND GLASS



2. The round frameless glass installations are subject to tolerance and alignment issues. Please ensure that the glass screens have been properly pushed down into position and are not leaning outwards. If there are still alignment issues please adjust the screws where necessary with a Philips screw driver.