

Primary Usage

Reference No.

Sign. and date

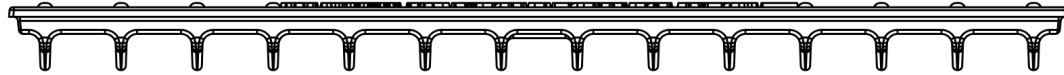
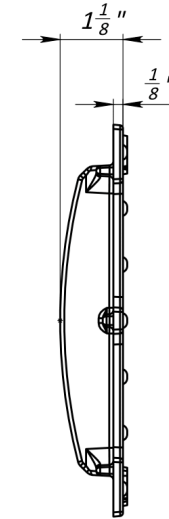
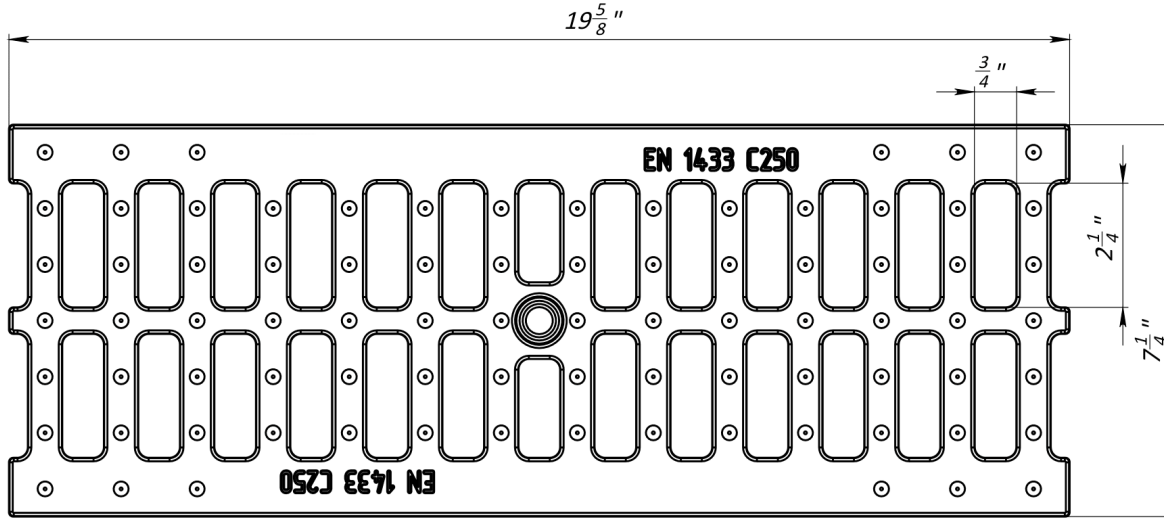
Copy inv. No.

Repl. Inv. No.

Sign. and date

Orig. Inv. No.

6" Ductile Cast Iron Grating Slotted



- 1. Area of water intake slots 48 sq in
- 2. Deviation of the actual weight of the nominal can be up to 10%

										Art.	22303
6" Ductile Cast Iron Grating Slotted											
										Let.	Weight (lb)
											9.0
										Scale	1:2.5
										Sheet	Sheets 1
										22303	
										Load Class C	
										Ductile Cast Iron	