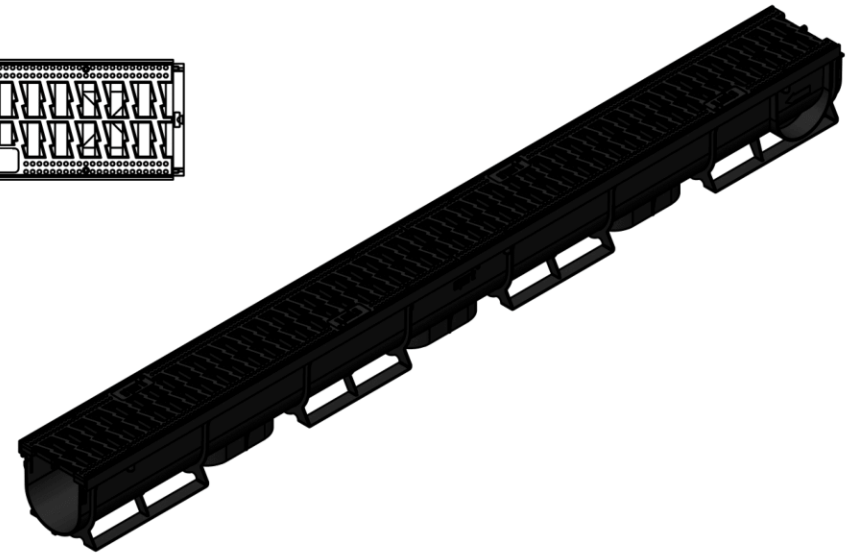
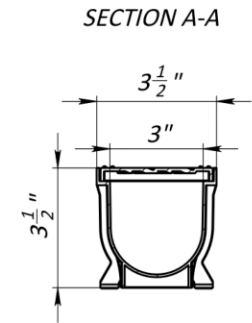
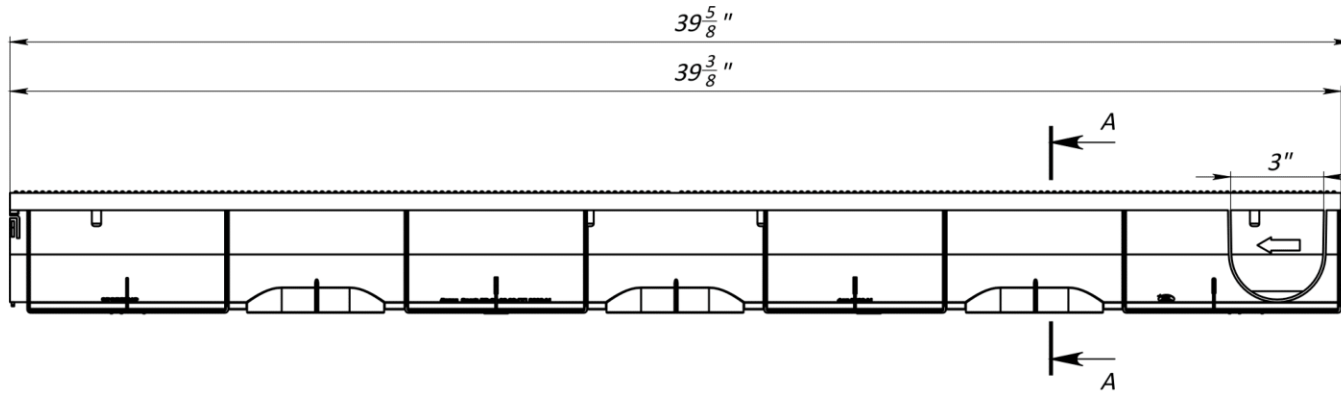


3" Plastic Channel Easy 1

Primary Usage

Reference No.



1. Area of water intake slots 35 sq in
2. Deviation of the actual weight of the nominal can be up to 8%

Sign. and date

Copy inv. No.

Repl. Inv. No.

Sign. and date

Orig. Inv. No.

									Art. 088081-M
									3" Plastic Channel Easy 1
									Let. Weight (lb) Scale
Rev. Sheet	Doc. No.	Sign.	Data						
			11.09.18						
									088081-M
									Load Class A
									Sheet Sheets 1
									Plastic