

Primary Usage

Reference No.

Sign. and date

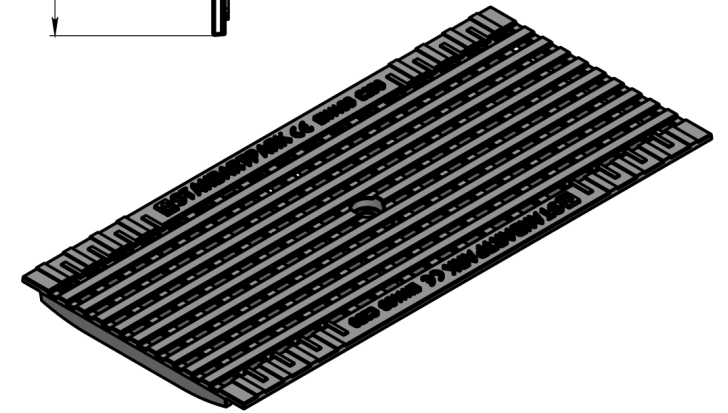
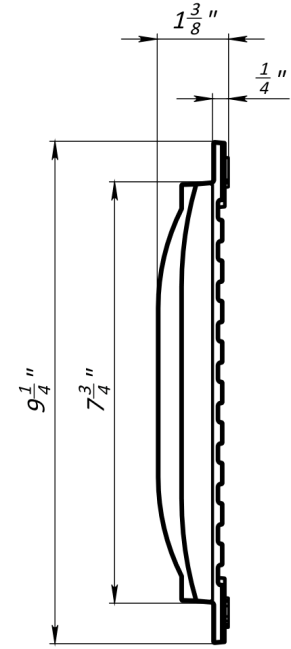
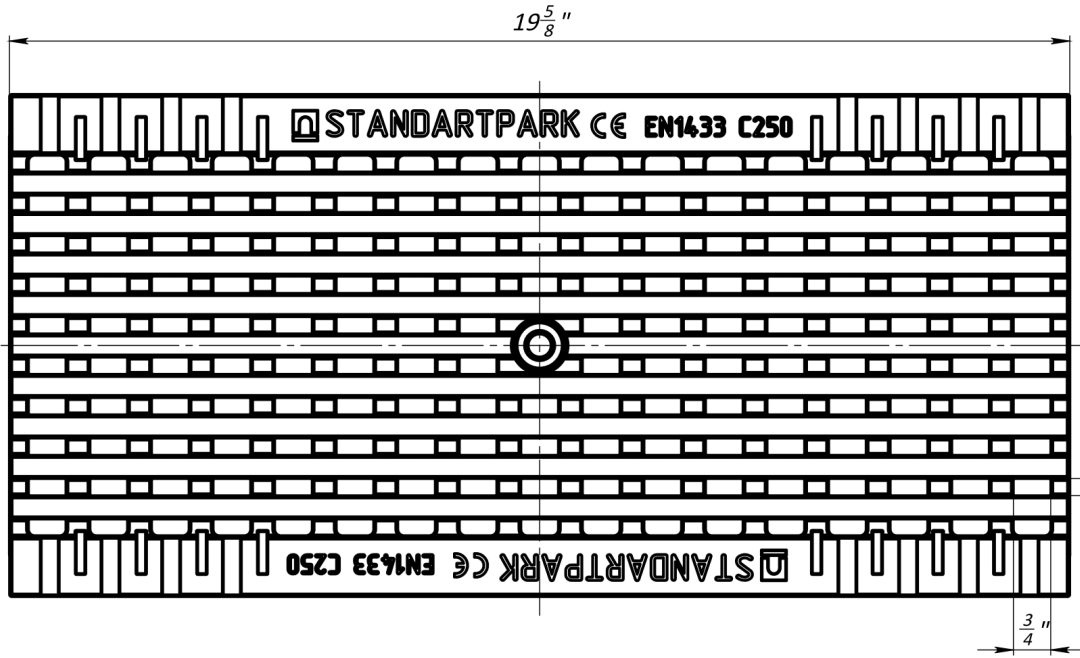
Copy inv. No.

Repl. Inv. No.

Sign. and date

Orig. Inv. No.

8" Ductile Cast Iron Grating mesh



- 1. Area of water intake slots 38 sq in
- 2. Deviation of the actual weight of the nominal can be up to 12%

									Art. 25403-ADA
									8" Ductile Cast Iron Grating mesh
									Let. Weight (lb) Scale
									25403-ADA
									15.5 1:2.5
									Load Class C
									Sheet Sheets 1
									Ductile Cast Iron
									VODALAND