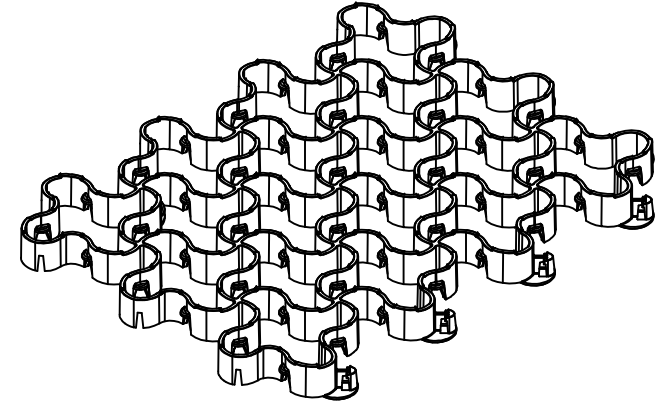
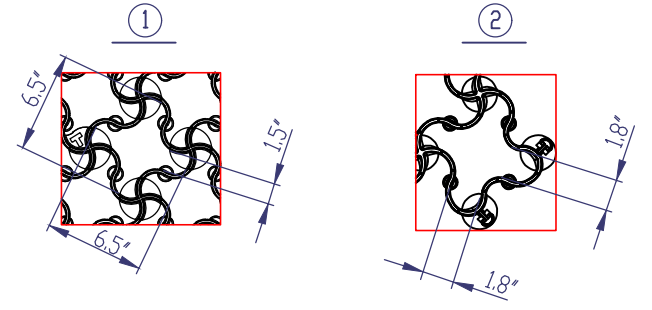
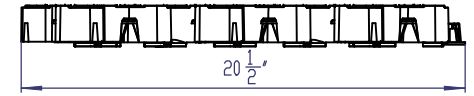
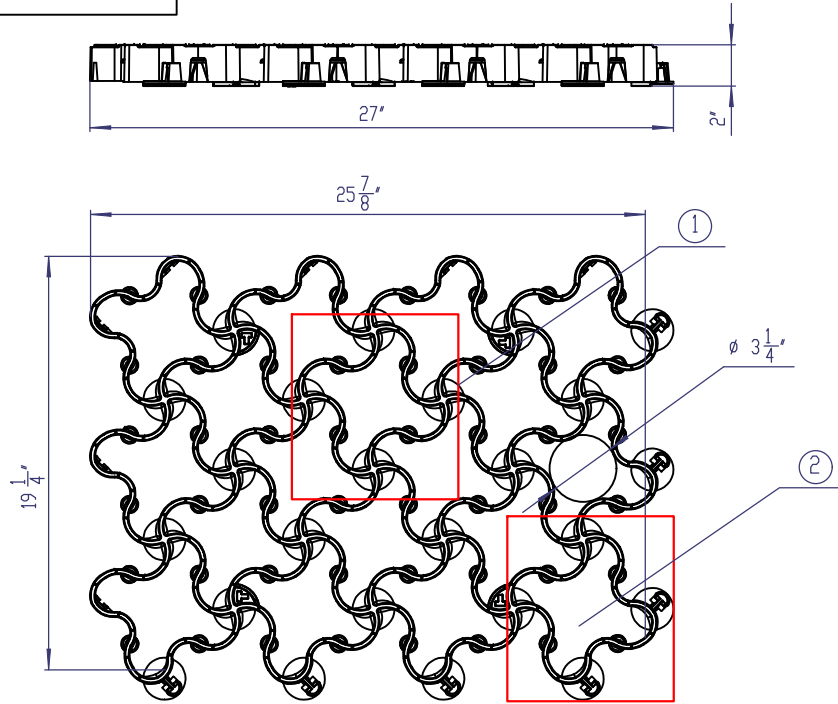


Primary Usage
Reference No.
Sign. and date
Copy Inv. No.
Repl. Inv. No.
Sign. and date
Orig. Inv. No.

EasyPave Pro grass black



Compression Test Results

Sample	Specimen	Peak Load (lbf)
EasyPave Pro No Fill	1	120,823
	2	120,776
	3	122,566
Average		121,388
Standard Deviation		1,020
EasyPave Pro Gravel Filled	1	194,020
	2	195,857
	3	195,508
Average		195,128
Standard Deviation		976

1. Deviation of the actual weight of the nominal can be up to 8%

				EasyPave Pro grass black			Art.	8103-BK	
				8103-BK			Let.	Weight (lb)	Scale
Rev.	Sheet	Doc. No.	Sign.	Data				3.99	1:5
				Load Class A-D			Sheet	Sheets 1	
				Plastic					