

Primary Usage

Reference No.

Sign. and date

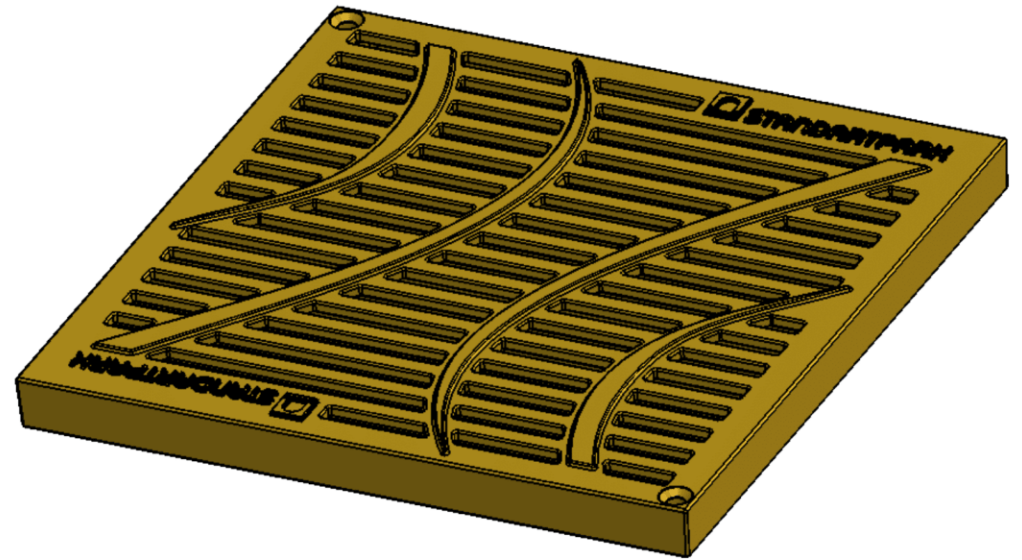
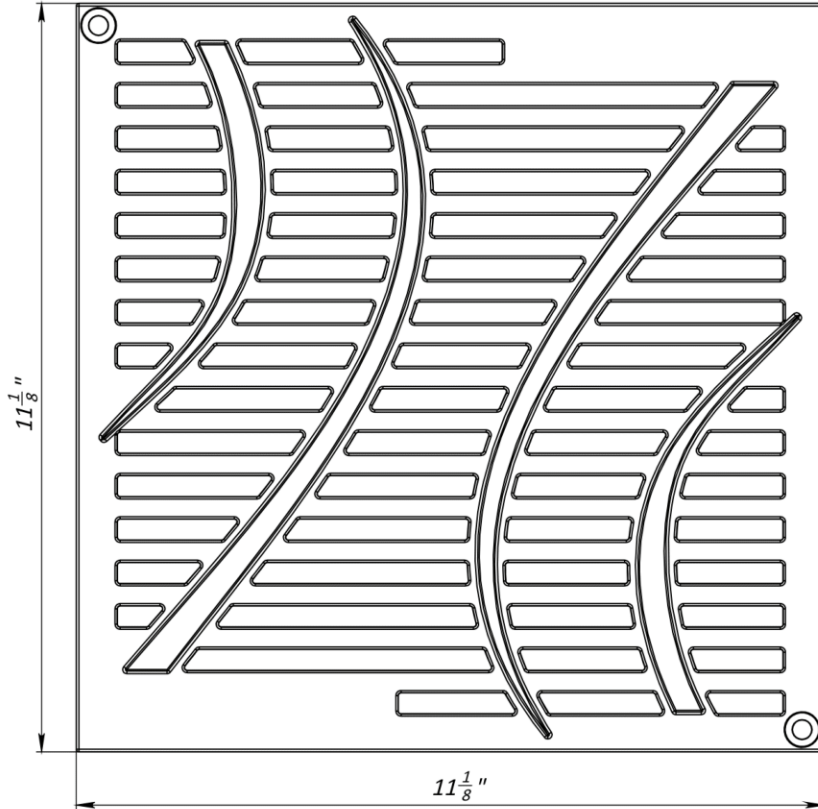
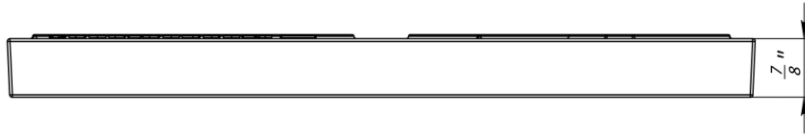
Copy inv. No.

Repl. Inv. No.

Sign. and date

Orig. Inv. No.

11" Brass Grating



- 1. Area of water intake slots 35,26 sq in
- 2. Deviation of the actual weight of the nominal can be up to 10%

									Art. 33702		
									<b>11" Brass Grating</b>		
									Let.	Weight (lb)	Scale
										11,72	1:2
									Sheet	Sheets 1	
									<b>33702</b>		
									<b>Load Classes B125</b>		
									<b>Brass</b>		