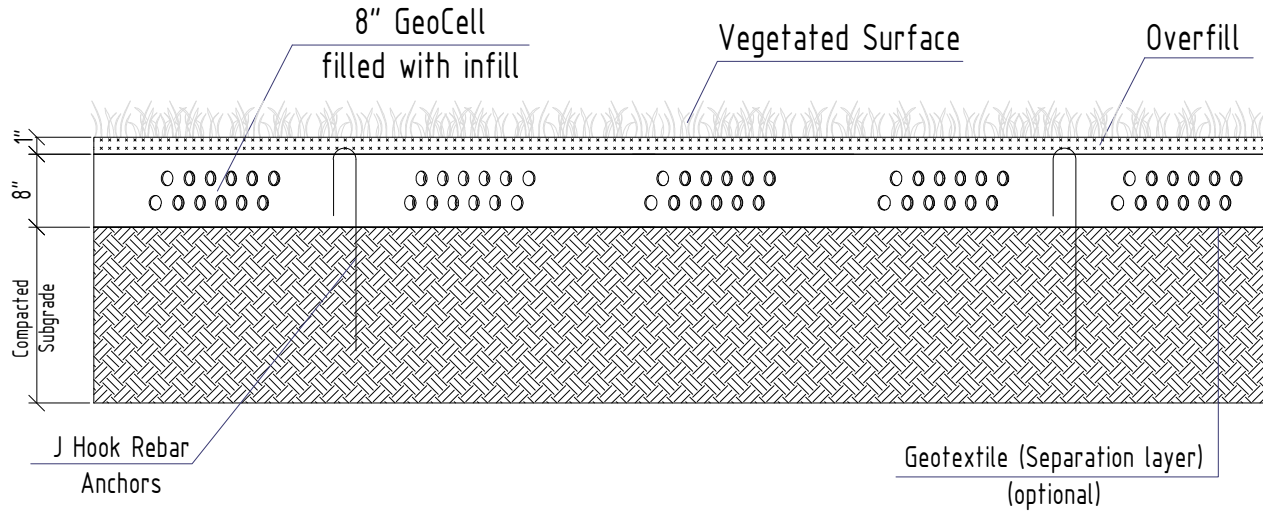

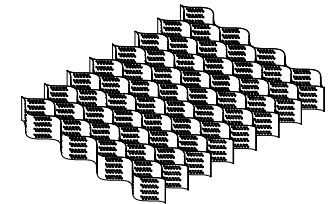
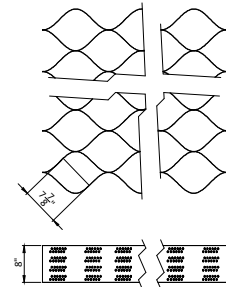


# 8" GEOCELL (no loads) Grass fill



GeoCell (art.8720)



### NOTES:

1. 8" GeoCell system should be installed in accordance with the manufacturer's instructions and recommendations.
2. The manufacturer's technical consultation may be required to determine the correct load class.
3. The drawing of installation for the 8" GeoCell system is not an official guideline, but is a recommendation.
4. Layers shown in cross-section need to be compacted.
5. Geo-textile is to be used for stability and to prevent mixing between layers.
6. We recommend anchors on each corner of the grid, and throughout the perimeter. Needed on sloped installations, mostly.
7. Follow for updates to the instructions and recommendations on the website [Vodaland-USA.com](http://Vodaland-USA.com)

### Application

erosion control, garden beds, slope lawns and terrain up to 45 degrees

UNLESS OTHERWISE SPECIFIED DIMENSIONS ARE IN MILLIMETERS		FINISH		SEAM AND BREAK SHARP EDGES		NO HOT SCALE DRAWING		REVISION	
SURFACE FINISH									
TITLE									
LINEAR									
ANGULAR									
DRWN	NAME	SIGNATURE	DATE			TITLE			
CHK'D						8" GEOCELL (no loads)			
APPV'D									
APPV'D									
					MATERIAL	Plastic		ARTICLE	
								8720	