

Primary Usage

Reference No.

Sign. and date

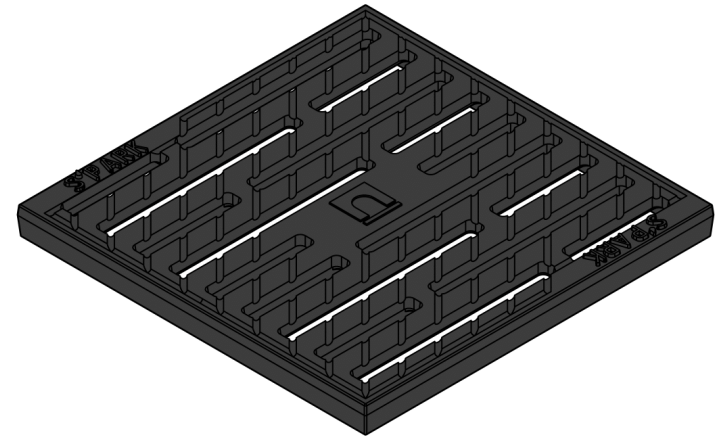
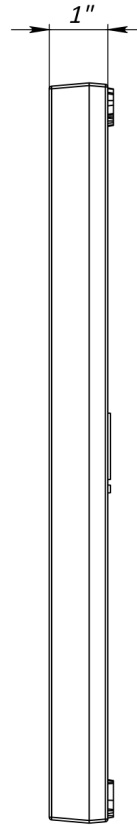
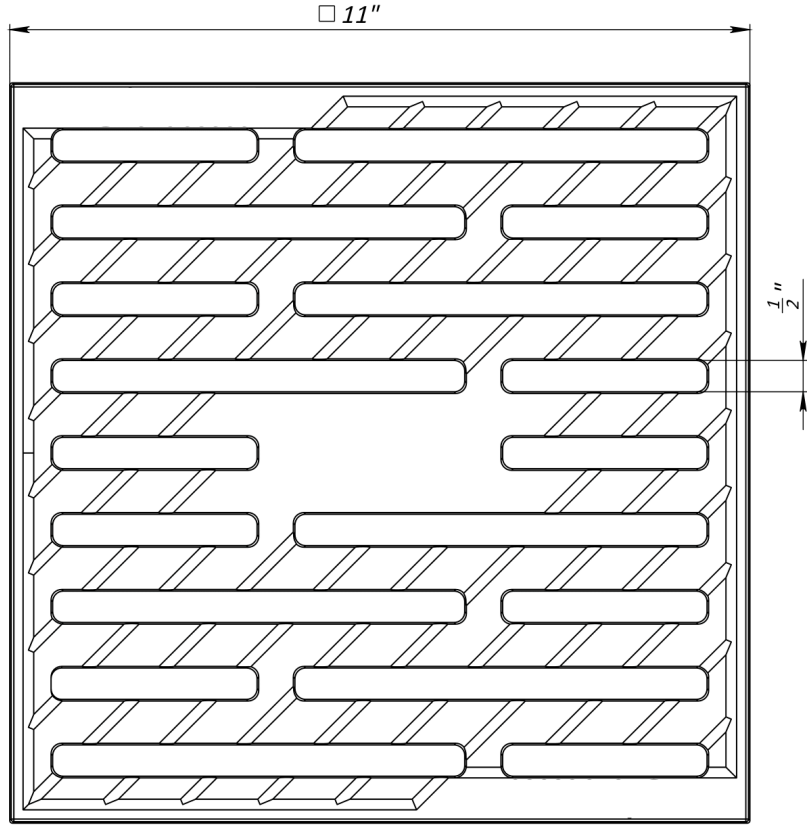
Copy inv. No.

Repl. Inv. No.

Sign. and date

Orig. Inv. No.

12x12 Ductile Cast Iron Grating (Slotted)



- 1. Area of water intake slots 37.8 sq in
- 2. Deviation of the actual weight of the nominal can be up to 10%

										Art.	3330	
										12x12 Ductile Cast Iron Grating (Slotted)		
										Let.	Weight (lb)	Scale
											10.7	1:2
										Sheet	Sheets 1	
										Ductile Cast Iron		
										