

Primary Usage

Reference No.

Sign. and date

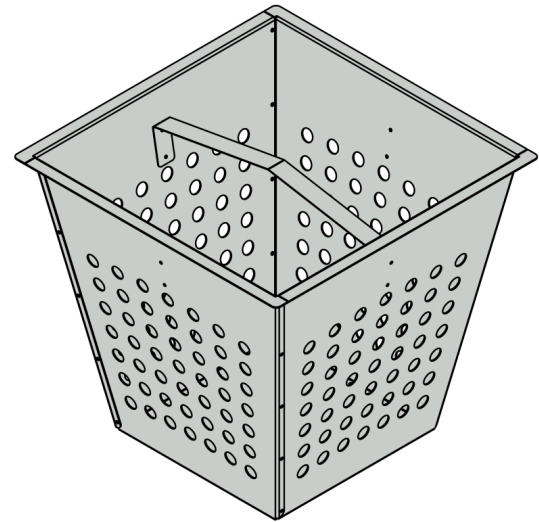
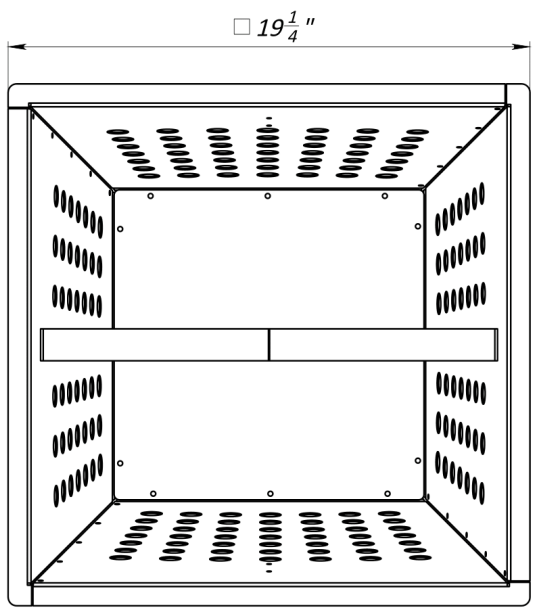
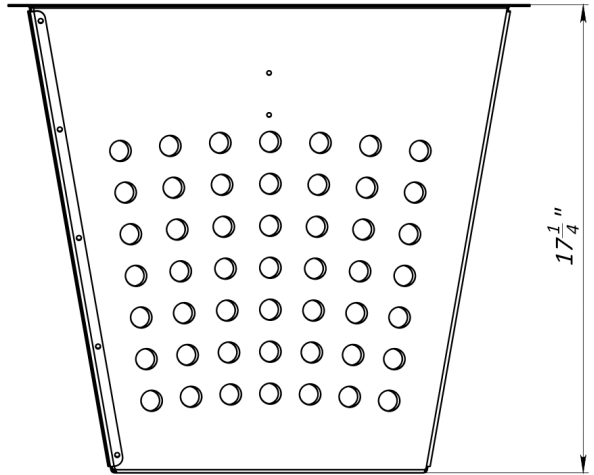
Copy inv. No.

Repl. Inv. No.

Sign. and date

Orig. Inv. No.

22x22 Steel Basket



Deviation of the actual weight of the nominal can be up to 10%

										Art. 61991-P
										22x22 Steel Basket
										Let. Weight (lb) Scale
										61991-P
										19.7 1:5
										Sheet Sheets 1
										Steel
										VODALAND