

Primary Usage

Reference No.

Sign. and date

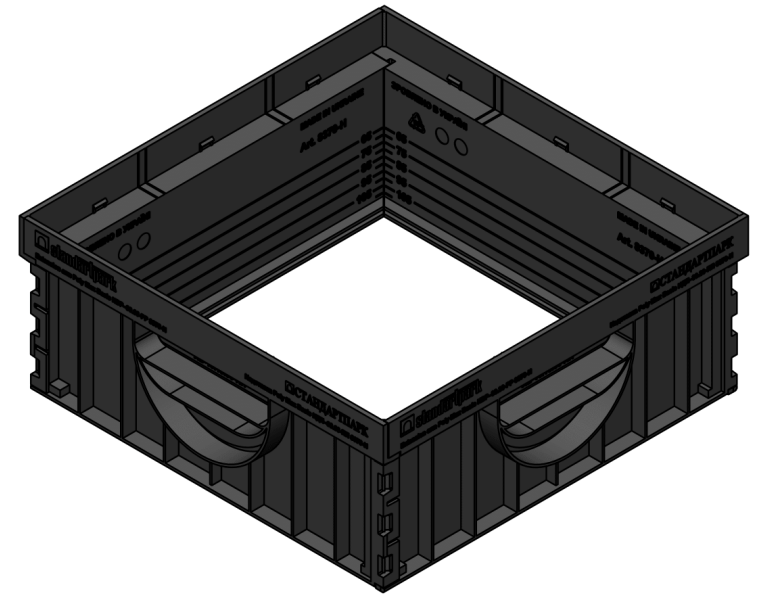
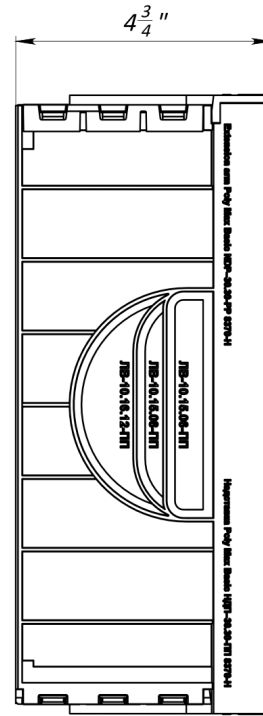

Copy inv. No.

Repl. Inv. No.

Sign. and date

Orig. Inv. No.

12x12 Plastic Catch Basin Extension



										Art.	8370-N	
12x12 Plastic Catch Basin Extension												
										Let.	Weight (lb)	Scale
											2.0	1:2.5
										Sheet	Sheets 1	
										Plastic		