
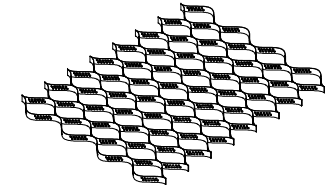
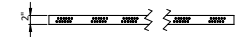
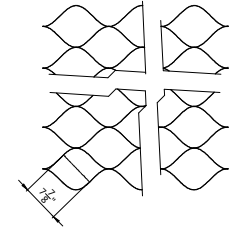
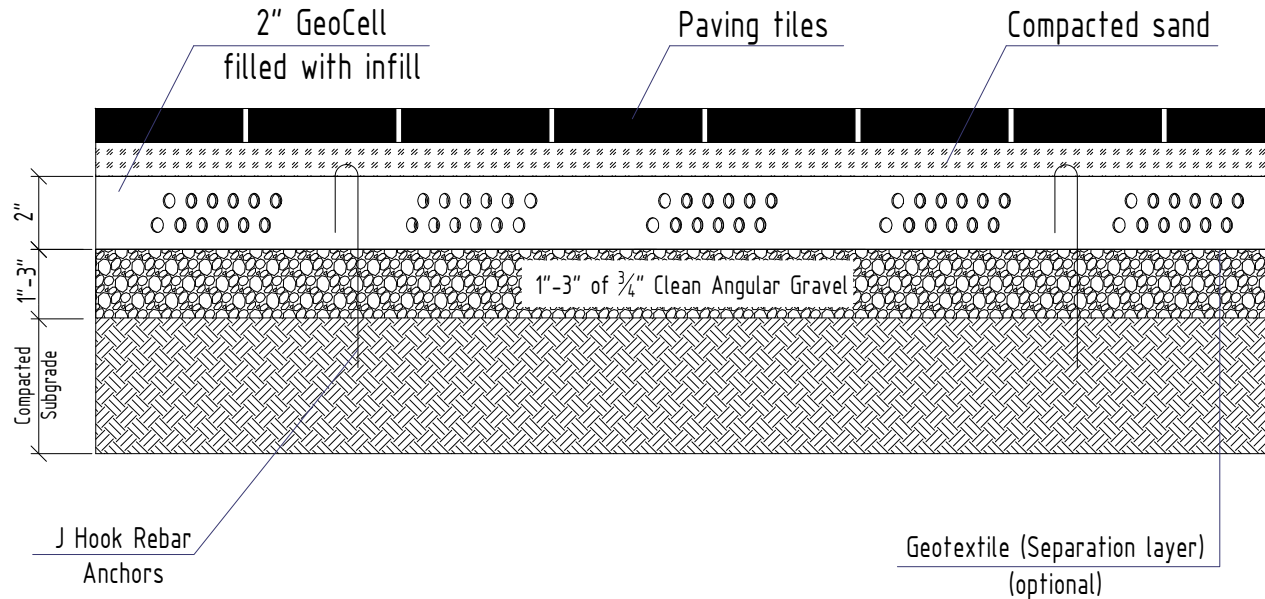


2" GEOCELL (Load Class A) Paving tiles



GeoCell (art.8750)



NOTES:

1. 2" GeoCell system should be installed in accordance with the manufacturer's instructions and recommendations.
2. The manufacturer's technical consultation may be required to determine the correct load class.
3. The drawing of installation for the 2" GeoCell system is not an official guideline, but is a recommendation.
4. Layers shown in cross-section need to be compacted.
5. Geo-textile is to be used for stability and to prevent mixing between layers.
6. We recommend anchors on each corner of the grid, and throughout the perimeter. Needed on sloped installations, mostly.
7. Follow for updates to the instructions and recommendations on the website Vodaland-USA.com

Application

walkways, stone paver base, gravel yards, patios,
erosion control up to 10 degrees

UNLESS OTHERWISE SPECIFIED DIMENSIONS ARE IN MILLIMETERS		FINISH		BENARD AND BREAK SHARP EDGES		DO NOT SCALE DRAWING		REVISION	
SURFACE FINISH									
TOLERANCES						TITLE: 2" GEOCELL (Load Class A)			
LINEAR						ARTICLE: 8750			
ANGULAR									
DRAWN		NAME		SIGNATURE		DATE			
CHK'D									
APPV'D									
APPV'D									
		MATERIAL		Plastic					