

Primary Usage

Reference No.

Sign. and date

Copy inv. No.

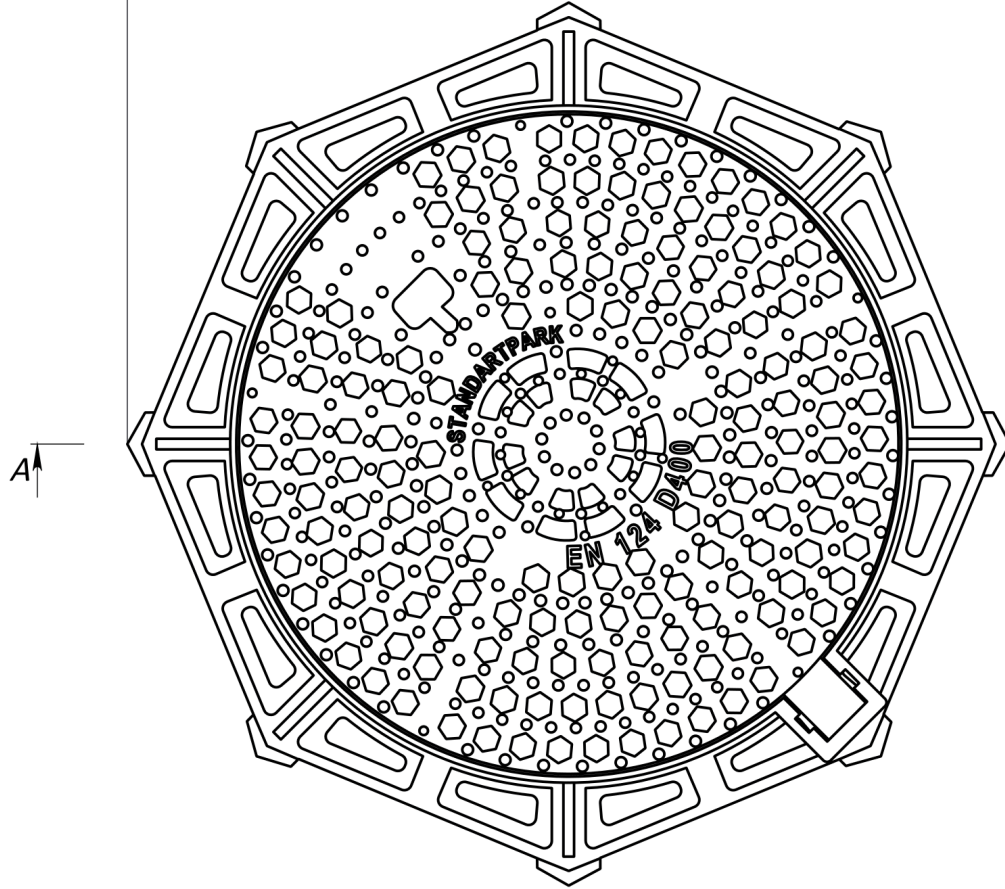
Repl. Inv. No.

Sign. and date

Orig. Inv. No.

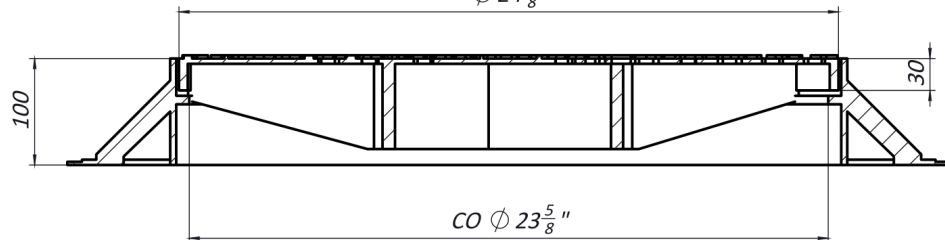
Ductile Cast Iron Manhole Cover Storm Sewer

32 ⁵/₈ "




A-A
1:5

Ø 24 ³/₈ "



A



1. Area of water intake slots 139.5 sq in
2. Deviation of the actual weight of the nominal can be up to 8%

				Art. 35158-5			
				Ductile Cast Iron Manhole Cover Storm Sewer			
Rev.	Sheet	Doc. No.	Sign.	Data	Let.	Weight (lb)	Scale
				19.03.20		10.76	1:10
					Sheet		Sheets 1
					Ductile Cast Iron		VODALAND