Instractions

Luxury
Ins

www.goldandcherr

Apple watch Case
tallation guide

Before attempting to install
We highly recommend
you would scan this code
to watch the installation video
To avoid critical mistakes

ry.com

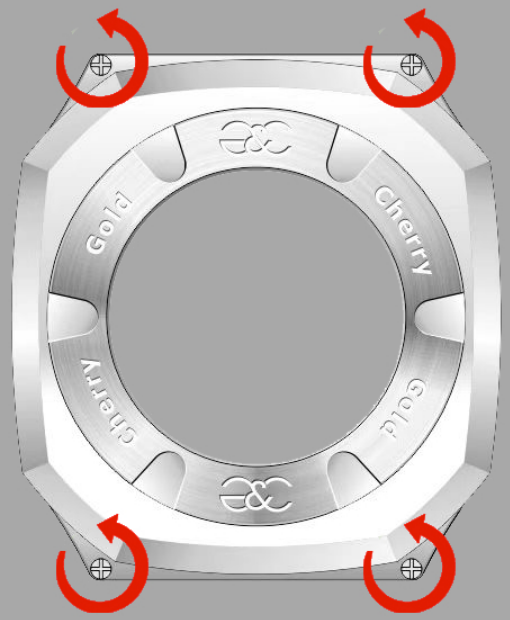

Turn your Appl

Unscrew 4 s
remove case

Take out the sil







e watch off

crews to
back cap

icon cover

Place the silicon cover on your
Apple watch, align perfectly

Place the Covered watch
inside the metal case
align the case and watch crowns





Place the metal case cover
NOTE: The back cover have
a curved groove for the
Watch crown to move inside
Please align perfectly
To avoid braking it
Screw back the 4 screws

ADJUST THE STARP LENGTH