

REBATE-QUALIFYING

## Design

Apply at: [socialwatersmart.com/rebates](http://socialwatersmart.com/rebates)

SAVE UP TO

# 80%

On your outdoor irrigation needs in comparison to traditional lawn & landscaping.

# Ranch

LANDSCAPE PLAN

A big swath of California's most ubiquitous native grass offers farm feels for the new landscaping era. Pretty flowering trees, drought-tolerant hedging, autumn sage & thornless prickly pear round out this bird-friendly beauty.



### DROUGHT TOLERANCE

Big water-savvy plants make this massive corner lot plan a stellar and affordable option for new landscaping.

### SEASONAL CARE

Prune/shape hedges anytime of year. Cut back Autumn Sage and Russian Sage by 1/3 in late fall.

### SOIL REQUIREMENTS

Mostly easy going plants. Cactus & Coyote brush thrive with excellent drainage or rocks in their planting holes.

### WATER SMART FEATURE

GREYWATER a laundry to landscape system provides ample irrigation to trees (without adding to your water bill!)







**PURPLE PLUM**  
or Cercis 'Forest Pansy', or Crepe Myrtle

**RUSSIAN SAGE**  
Perovskia

**THORNLESS PRICKLY PEAR**  
Opuntia

**DEER GRASS**  
Muhlenberia rigens


FEATURE PLANTS

# Native Grass & Low-Water Hedges

This perfect pairing of silver and gold shines in fall when Deer grasses bloom beside Westringia 'grey box' hedging. Big yellow bells (Tecoma) & winter-berried Toyon give seasonal interest while cute and vibrant autumn sages replace traditional rose-lined walkways.



**SALVIA 'HOT LIPS'**  
Autumn Sage



**WESTRINGIA 'GREY BOX'**  
Aus. Rosemary



**FLOWERING TREES** showy trees & large shrubs help to fill a large corner lot and hedge in sensitive areas.

**OPUNTIA FICUS INDICA**  
Nopales



**MUHLENBERGIA RIGENS**  
Deer Grass

Deer grass shows off in this fall-fresh design. Part shade tolerant & low-water a winter trim or heavy rake out resets it for spring green in the new year. Most water-savvy of ornamental grasses, it even works great in shade (oak friendly!). For shade yards, substitute Prickly Pear with Blue Agave and Autumn sage with Salvia Spatheca.





# Ranch Layout I

LAWN FREE

TOTAL YARD SIZE 4,500 sq.ft. 100 ft across by 45 ft deep



— Laundry to Landscape Grey water line  
([oasisdesign.net/greywater/laundry/](http://oasisdesign.net/greywater/laundry/))



Plant Legend							
Symbol	Qty	Common	Botanical	Symbol	Qty	Common	Botanical
	48	Australian Rosemary	Westringia 'Grey box'		50	Deer Grass	Muhlenbergia rigens
	24	Autumn Sage 'Hot Lips'	Salvia greggii		10	Purple Hummingbird Mint	Agastache kudos Silver Blue
	1	Purple-leaved Plum or Red Bud	Prunus x bireiana		14	Russian Sage	Perovskia atriplicifolia
	10	Coffeeberry 'Eve Case'	Rhamnus californica		3	Thornless Prickly Pear	Opuntia cacanapa 'Elisiana'
	3	Compact Strawberry Tree	Arbutus unedo 'Compacta'		3	Toyon Reg. or 'Davis Gold'	Heteromeles arbutifolia
	18	Coyote Brush 'Pigeon point'	Baccharis pilularis		2	Yellow Bells	Tecoma stans





# Ranch Layout II

LAWN FREE - 785 SQ.FT. AGROSTIS PALLENS



TOTAL YARD SIZE 4,500 sq.ft. 100 ft across by 45 ft deep

— Laundry to Landscape Grey water line  
([oasisdesign.net/greywater/laundry/](http://oasisdesign.net/greywater/laundry/))



NATIVE LAWN  
785 sq.ft. Agrostis  
pallens

## Plant Legend

Symbol	Qty	Common	Botanical	Symbol	Qty	Common	Botanical
	48	Australian Rosemary	Westringia 'Grey box'		32	Deer Grass	Muhlenbergia rigens
	24	Autumn Sage 'Hot Lips'	Salvia greggii		10	Purple Hummingbird Mint	Agastache kudos Silver Blue
	1	Purple-leaved Plum or Red Bud	Prunus x blireiana		14	Russian Sage	Perovskia atriplicifolia
	10	Coffeeberry 'Eve Case'	Rhamnus californica		3	Thornless Prickly Pear	Opuntia cacanapa 'Elisiana'
	3	Compact Strawberry Tree	Arbutus unedo 'Compacta'		3	Toyon	Heteromeles arbutifolia
	11	Coyote Brush 'Pigeon point'	Baccharis pilularis		2	Yellow Bells	Tecoma stans



# Laundry to Landscape Grey Water System

Grey water systems are an incredible water recycling option. One day everyone will have one! Get ahead of the curve with this no-permit-necessary grey water setup.

The average washing machine (for a 3 person house hold) cranks out 50-100 gallons a week of laundry water. Most laundry soaps are compatible with this system but avoid bleach.



SIMPLE MULCH PIT



## Where to build Rain Gardens

If your washing machine is on an exterior wall or raised foundation, it can be a relatively quick procedure to install grey water connections (though the valves required are expensive).

Run water lines to the nearest trees (or fruit trees if you have many). You can have up to 10 omission points and 100' of total pipe distance on flat or down sloped terrain (30-50 feet on slight inclines).

### INSTALL VALVE

Jandy valves ensure water containing disease causing micro-organisms (like blood or stool) can be redirected to the

### RUN PIPE 4" BELOW SURFACE

All water omission should occur below at least 4-6" of wood chip for proper filtration and to ensure no unwanted smells.

### DIG OUT / INSTALL MULCH PITS

Dig out a hole 3x the size of a one gallon pot approximately 1-2' from the base of your tree. Place a planting pot or irrigation house in it and run the hose end to it's center. Fill entire hole with wood chip and bury the top 4"

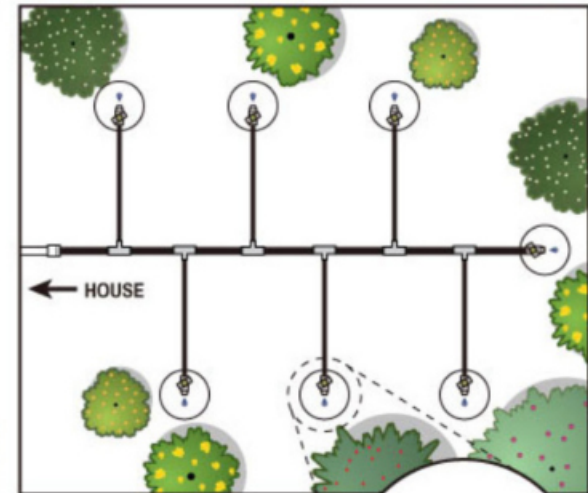
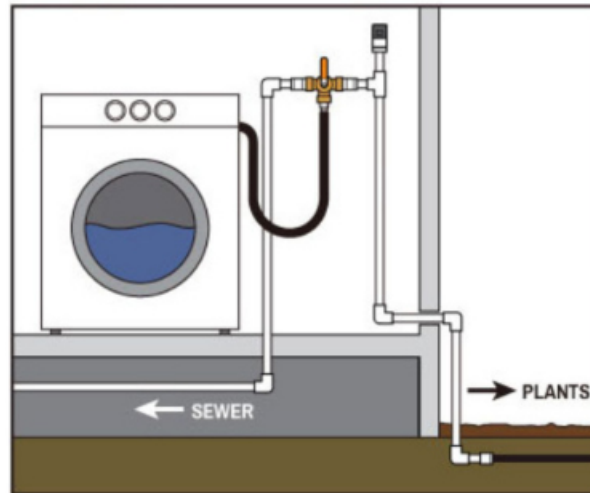
### TRADITIONAL MULCH PITS

The mulch pits shown below are the most targeted method for releasing grey water into the landscape. However, you can also run a single hose into a swale or bury it in a dry stream bed for omission (burying the omission point in gravel for filtration works too).

### NEW GREY2GREEN PIPE

A new type of grey water distribution pipe was recently developed by the co. Grey2Green in Anaheim. It's sheet irrigation style is best suited for thirsty lawns and shallower rooting plants.

## GREY WATER SYTEM



MULCH PIT





## CALIFORNIA GOLD NATIVE BENTGRASS

Agrostis pallens lawn sod. Prefers night-time watering and regular mowing OR a once every 3 month string trim for a shaggier look.



## Plant the Difference

Plants have a big impact on our climate. Making the difference between a desert and an oasis. Thankfully there's a multitude of beautiful ones that thrive on less water!



## How to Shop Nurseries

Always start with your biggest plants first! It's easiest to work backwards in the garden. Few nurseries will have everything, so be prepared to check all your favorite spots. And maybe find a new one that specializes in natives & drought tolerants too.

## How to Order Online

To shop individual plants online try Plants Express, Annie's Annuals or High Country Gardens.

To order bulk visit [Calwildgardens.com/greeneryards](http://Calwildgardens.com/greeneryards) and enter the total square footage of the garden or lawn area you wish to purchase. Free Shipping to Sierra Madre on weekday delivery date of your choosing.



### TOYON

Large growing shrub – famous namesake for Hollywood – supports native bird populations and provides large easy-going hedging.

BROUGHT TO YOU BY



TH  
S



### YELLOW BELLS/ELDER

Fast-growing large shrub & American native. Can spread so plant close to sidewalks or hardscape edges where natural boundaries exist.



### 'PIGEON POINT' COYOTE BRUSH

Handsomely mounding low-growing Ground cover that covers large areas where drainage is adequate.



CALIFORNIA  
WILD GARDENS



SHOP PLANT BUNDLES & LAWN ONLINE

[Calwildgardens.com](http://Calwildgardens.com)

Pg. 6 – RANCH

