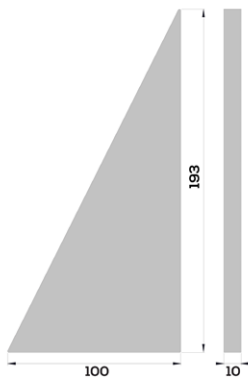


LENE TILE

TECHNICAL DATA SHEET



Line Drawing (mm)



Dimensions finish: Lowveld Coal

TECHNICAL DATA

DIMENSIONS	193mm x 100mm		THICKNESS	10mm
AREA	102 tiles / m ²	± 0.01 m ² / tile	WEIGHT	± 25.6 kg / m ²
COLOURS	P0L P1 P4 P30 P35 P36 P37 P38 P42 P45 P46 P47 P55 P58 P63 P64 P65 P66 P68 *			
FINISH	Silk Dimensions Adorn			
MATERIAL	Limesite™ (high performance, integrally coloured concrete)			
SUITABILITY	Indoor Outdoor Wet Areas [#]		USE	Wall Floor

PACKAGING

BOX DIMENSIONS			BOX B02			FULL PALLET DIMENSIONS			PALLET		
L	W	H	tiles	area	weight	L	W	H	boxes	area	weight
235 mm	208 mm	210 mm	88	0.86 m ²	±22.08 kg	1000 mm	1054 mm	756 mm	72	±62.09m ²	± 1590 kg

*Colour variance is an inherent property of our products as they are handmade and colour may vary from tile to tile. The onus is on the client to confirm colours by looking at physical samples and completed projects. Custom colour development available on request. Please refer to the website for more information.


[#]Wolkberg recommends applying a protective nano coat layer of Wolkseal Diamond over tiles and grouting post installation. Please refer to the website for Care & Maintenance details.

Wolkberg recommends implementing a simple maintenance program in public spaces. For more information email: design@wolkberg.com


Disclaimer: All data is based on averages as our products are handmade and can vary from tile to tile.

LENE TILE


TILING LAYOUT POSSIBILITIES




1.



2.



3.



4.

These tessellations have been selected for their visual effect and beauty. We have taken into account tile dimensions and tile variations. We're trying to take the mystery out of bespoke tiling - if you have any feedback please get in touch.

If you need further assistance, kindly email: design@wolkberg.com or design1@wolkberg.com

Copyright of tile style/dimensions and tessellations belongs to Wolkberg Casting Studios (Pty) Ltd