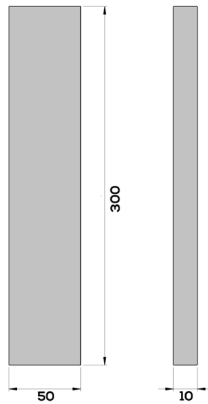


BAU TILE

TECHNICAL DATA SHEET



Line Drawing (mm)
Variation in size can be expected



Silk finish: Kiepersol



Dimension finish: Emerald
Limesite is subject to variation in hue shade & texture. Refer to this image as an indication of the appearance & colour tone only

TECHNICAL DATA

DIMENSIONS	300mm x 50mm		THICKNESS	10mm
AREA	67 tiles / m ²	± 0.014 m ² / tile	WEIGHT	± 23.45 kg / m ²
COLOURS	Origins Meraki Seasonal range (see website for full colour range)*			
FINISH	Silk Dimensions Adorn (metallic decorative insert range)			
MATERIAL	Limesite™ (high performance, integrally coloured concrete)			
SUITABILITY	Indoor Covered outdoor use Wet Areas [#]		USE	Wall Floor

PACKAGING

BOX DIMENSIONS			BOX B03			FULL PALLET DIMENSIONS			PALLET		
L	W	H	tiles	area	weight	L	W	H	boxes	area	weight
235 mm	208 mm	210 mm	51	0.72 m ²	± 16.25 kg	1000 mm	1054 mm	756 mm	54	± 41.31 m ²	± 996 kg

Limesite™ tiles are suitable for outdoor use provided they are installed in a covered setting that offers protection from direct sunlight.

*Colour variance is an inherent property of our products as they are handmade and colour may vary from tile to tile. The onus is on the client to confirm colours by looking at physical samples and completed projects.

Custom colour development is available on request. Please refer to the website for more information.

[#]Wolkberg recommends applying a protective nano coat layer of Wolkseal Diamond over tiles and grouting post installation. Please refer to the website for Care & Maintenance details.


Please refer to our installation guide for application of tile in wet areas.

Wolkberg recommends implementing a simple maintenance program in public and high traffic spaces.


Disclaimer: All data is based on averages as our products are handmade and can vary from tile to tile.

For more information email: design@wolkberg.com


BAU TILE TILING LAYOUT POSSIBILITIES



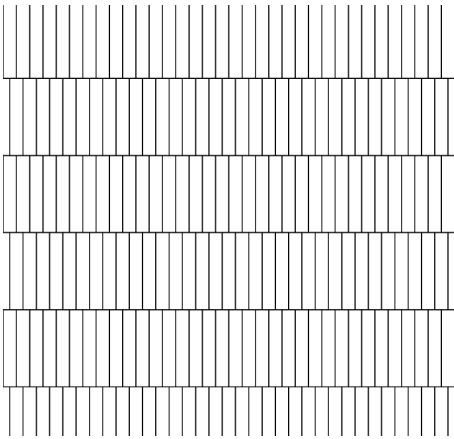
1.



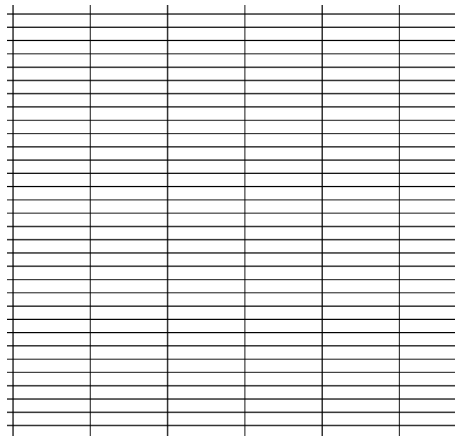
2.




3.




4.




5.



6.



7.



8.

Disclaimer

The indentations you may observe on the Silk side of the Bau tile are not defects arising from handling during production. They are intentionally crafted design elements that are part of the mold design. These deliberate features are intended to imbue the tile with a distinctive handmade appearance, showcasing an authentic and artisanal touch. As a result, variations in the indentations may be present across individual tiles, contributing to the charming character of each piece.

While we ensure that the Bau tiles are manufactured to the highest quality standards, we kindly advise our customers to embrace these deliberate irregularities as they contribute to the artisanal aesthetic of the product.

These tessellations have been selected for their visual effect and beauty. We have taken into account tile dimensions and tile variations. We're trying to take the mystery out of bespoke tiling - if you have any feedback please get in touch.

If you need further assistance, kindly email: design@wolkberg.com or design1@wolkberg.com

TILE DISCLAIMER

DISCLAIMER

Wolkberg Tiles are made from Limesite which is a high performance cementitious mix , it is integrally coloured and uses our Quad Coat technology to be sealed on the Dimensions side and Wolkseal for Silk.

These have been tried and tested for use in all indoor environments , outdoor environments, fireplaces, and wet areas. There are some limitations and must be considered in specification stage:

We do not recommend the product for full outdoor use as the suns UV rays will definitely deteriorate the sealer resulting in either discoloration or peeling off.

While the tiles are integrally coloured the full sun rays can lighten the pigment over time.

The above is true for almost all surfaces where manufacturers recommend covered outdoor environments as opposed to full outdoor. UV RAYS are harmful to almost any man made material.

Limesite tiles and surfaces are not recommended for areas where the product will be submerged in water or liquid for a long period of time like ponds, pools and steam rooms The heat from fireplaces can discolour the sealer.

We do not recommend the tiles for inside a fireplace in direct contact with fire or if the heat around the fireplace is not deflected away from the wall.

Fireplace designs contributes to whether soot will form around it , this is not the norm and an indication of a poorly designed fireplace. Ideally the soot must go out throughout the Chimney/vent and the heat must push out away from the fireplace. Consult closely with us when unsure and want to keep your manufacturer warranty.