



Three-Dimensional Mask

Design & work: KOKKA Fabric

Size: Adult & Child

have fun with KOKKA fabric! produced by **KOKKA**

kokka-fabric.com

The craft projects and works featured in kokka-fabric.com are strictly for personal use and enjoyment.
Please refrain from selling handmade items using the same exact design (including the pieces made in different fabrics) featured in kokka-fabric.com.

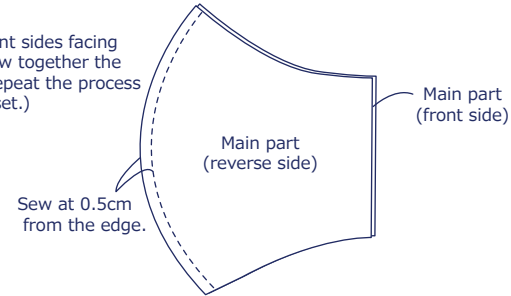
Materials

- Gauze fabric: 108cm wide x 20cm
- Elastic for mask (for adult): 2 pieces x 25cm
- Elastic for mask (for child): 2 pieces x 22cm

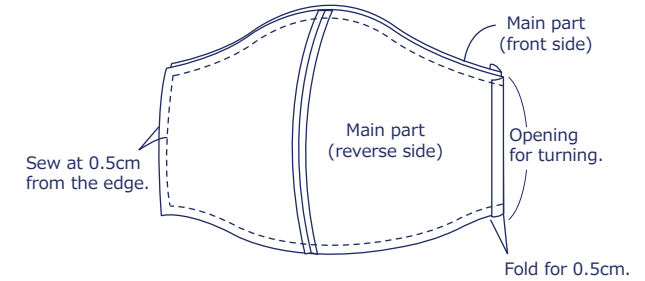
Fabric shown for this sample: Soft Animals P39600-600 (B)

Instructions

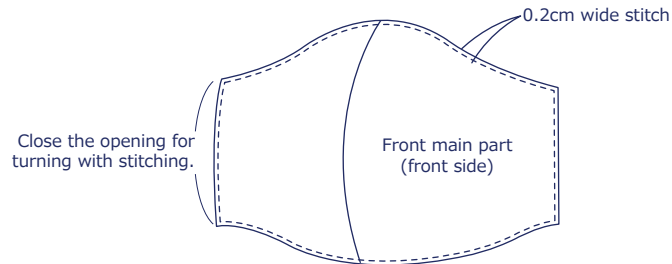
① With the front sides facing each other, sew together the main part. (Repeat the process for the other set.)



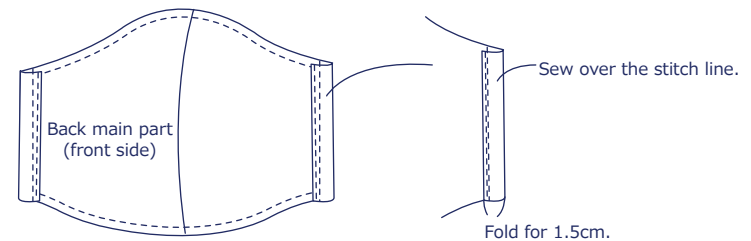
② With the front sides facing each other, put together the main parts sewn in step ① and sew around the edge. (Leave an opening for turning.)



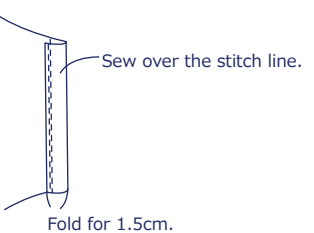
③ Turn the main part inside out and sew around the edges.



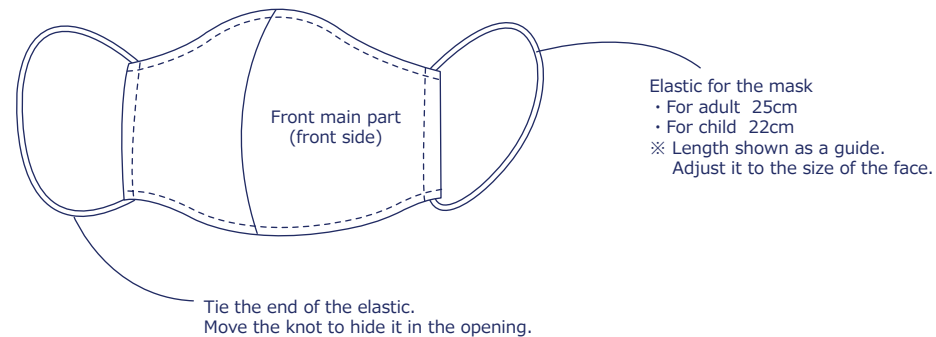
④ Make the opening for elastic.



<For Adult>

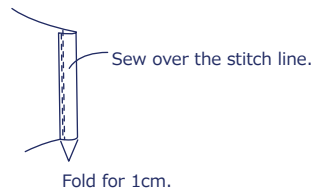


⑤ Put the elastic through the opening to finish.



Elastic for the mask
 • For adult 25cm
 • For child 22cm
 ※ Length shown as a guide.
 Adjust it to the size of the face.

<For Child>



The craft projects and works featured in kokka-fabric.com are strictly for personal use and enjoyment.
Please refrain from selling handmade items using the same exact design (including the pieces made in different fabrics) featured in kokka-fabric.com.

Full-scale pattern

※ Seams included. Use as shown.

