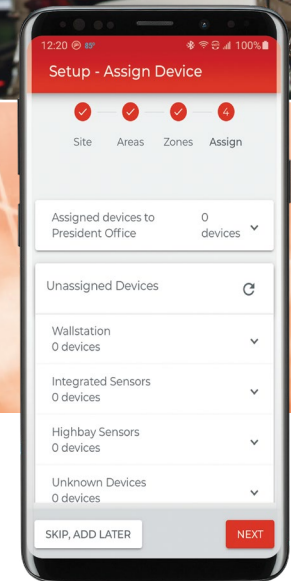


WaveLinx Lite

Office | Education | Industrial | Parking Garage

Simple. Secure. Scalable.



cooperlighting.com 

WAVELINX LITE

WaveLinx Lite is **SO SIMPLE** setup can be completed on-site with your own mobile device without an IT network or support.

Building upon known motion sensor solutions, the WaveLinx Lite solution eliminates all the hassles associated with a complex lighting controls solution and makes the commissioning process intuitive and flexible, giving more power to installers and building managers.

With integrated wireless occupancy and daylight sensors the system is not only ASHRAE, IECC and CA Title 24 code compliant for many applications, but also triggers additional utility incentives for smart controls.


Simple. Secure. Scalable.

Integrated sensors provide immediate out-of-the-box performance and can be configured as a system from a secure mobile application.



LIGHTING

Advanced LED fixtures



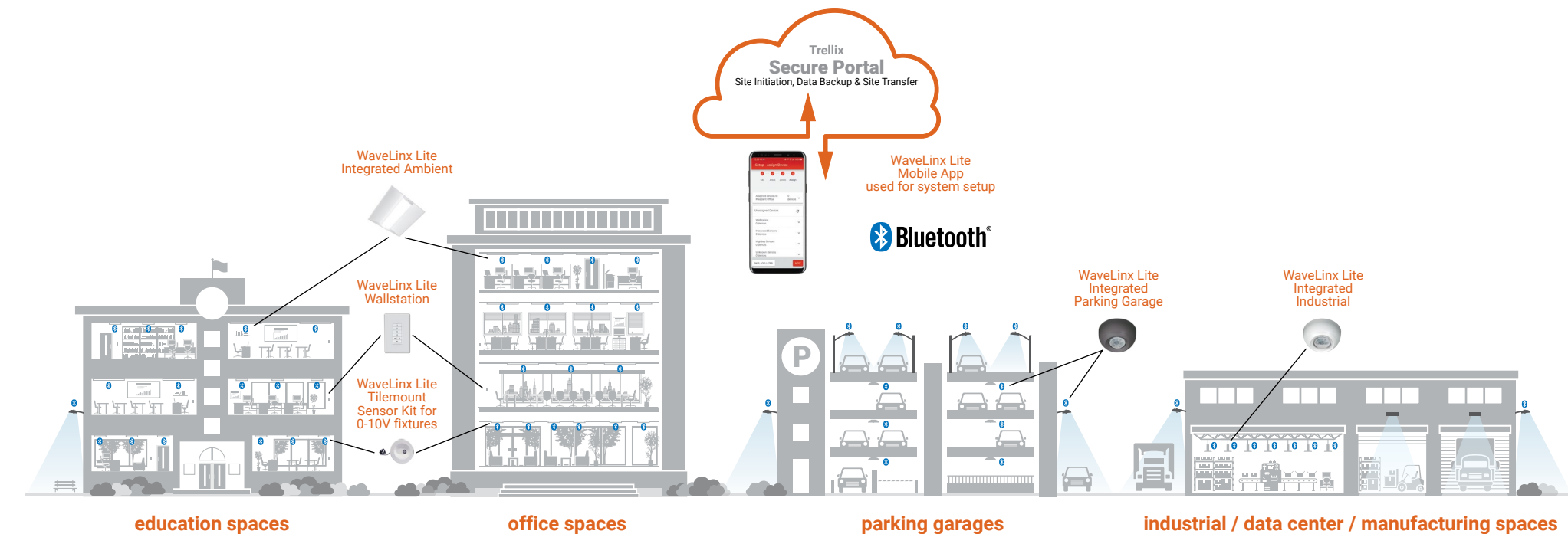
MOBILE APP

Intuitive project provisioning and configuration tool



SECURE PORTAL

Initiate new projects, transfer completed projects to building owners, and store backup data safely




FLEXIBLE INSTALLATION... SIMPLIFIED

Blends the simplicity of a standalone installation with the usability of a controlled system for an easily configured space with an exceptional occupant experience.

For standalone and controlled applications, WaveLinx Lite provides out-of-the-box functionality with no gateways required and factory startup is not needed.

When connectivity is required, WaveLinx Lite components may be software upgraded to WaveLinx Pro Wireless Connected Lighting and even Trellex connectivity.



WaveLinx Lite solves traditional standalone problems

Standalone		Controlled WaveLinx Lite
✓	Out-of-the-box functionality	✓
✓	Closed loop daylighting	✓
✓	Occupancy detection	✓
x	Configurable control zones	✓
x	Occupancy groups	✓
x	Programmable scenes	✓
By fixture	Customization	By group
IR remote	Customization device	Mobile app

Individual Performance



Standalone - office / education floor



Standalone - industrial floor



Standalone - parking garage floor

Intelligent Groups



WaveLinx Lite - office / education floor



WaveLinx Lite - industrial floor



WaveLinx Lite - parking garage floor

SCALABLE TECHNOLOGY

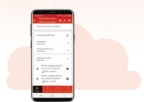
- Standalone AND easily customized control?

WaveLinx Lite devices offer standalone performance, may be easily customized into areas and zones, and are even software upgradeable to WaveLinx Pro and Trellix (coming 2022).

NOTE: WaveLinx Lite devices are not currently compatible with the WaveLinx Pro Wireless Area Controller.



Standalone



Controlled
WaveLinx Lite



Connected
WaveLinx Pro



Enterprise
Trellix

	Standalone	Controlled WaveLinx Lite	Connected WaveLinx Pro	Enterprise Trellix
Occupancy	Yes	Yes	Yes	Yes
Daylighting	Yes	Yes	Yes	Yes
Wallstations	–	Yes	Yes	Yes
Gateways	–	–	1 WAC	300 WACs
Devices (MAX)	–	50 per Area (1400 per site)	200 per WAC2	32,500 per Core Enterprise
Software	–	WaveLinx Lite Mobile App	WaveLinx Pro Mobile App	Trellix Core
Areas	–	28 per Site	50 per WAC2	up to 3,000
Zones	–	16 per Area	16 per Area	up to 9,000
Scheduling	–	–	Local	Global
VividTune™	–	–	Yes	Yes
Plug-Load Control	–	–	Yes	Yes
Low-Voltage Power	–	–	Yes	Yes
Integration	–	–	–	BACnet, API
Dashboards	–	–	–	Energy, Occupancy
Configuration	–	Installer	Technician	Technician / IT

SCALABILITY



WaveLinx expands from a single standalone device up to Enterprise with 32,500 devices

Basic code compliance in a simple package

WaveLinx Lite offers useful out-of-the-box functionality and the ability to customize installations with a secure downloadable mobile application targeted at office, education, industrial and parking garage applications.

Control your own timeline

Securely configure and maintain your projects on your timeline.

Only pay for what you need

No gateways, servers, Integrators and IT involvement or paid technicians required for installation or setup.

Be ready for connected

WaveLinx Lite components will be upgradeable to be a part of the WaveLinx Pro Wireless System with connectivity to Trellix.

Manage it all, from your mobile device

Configure your system conveniently through an intuitive mobile application.




Simple,
affordable,
and secure...
why settle
for less?

Wireless. Code Compliant. Cost Effective.



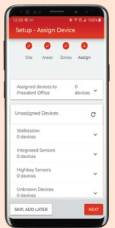
Lighting Fixture
with Integrated Sensor

Highly efficient
LED fixtures



Wireless
Wallstation

Pre-configured capabilities
and fully customizable
for each area



Mobile
Application

Easily configure
spaces from your
own mobile device



Reduce
Configuration
Time & Cost
by
20%

for initial system set-up
versus typical
standalone installations

STAY SECURE

with ultimate peace of mind

With information security threats and fears on the rise, WaveLinx Lite is designed to keep your project and data on lock down with a secure cloud portal.



Preparation

(internet connection required)

- Create project sites from secure cloud portal
- Mobile app account receives a secure key to commission those project sites (1 user - 1 account)



Configuration

- Mobile app used to configure project sites via Bluetooth on premises
- No internet connection required to configure or operate project site



Completion

(internet connection required)

- Site data is securely synced with the cloud portal for backup
- Cloud also used to securely transfer site ownership from installer to project owner



Physical barriers to entry

A smart devices paired with a digital key from a secure portal is required to access the system



Customer security

NIST Cybersecurity Framework and industry best practices



Network security

Multi-layered, built-in security controls and unique threat intelligence



Cloud portal technology provides security to each site preventing unauthorized access



Reduce re-configuration
time and cost by

75%
or more


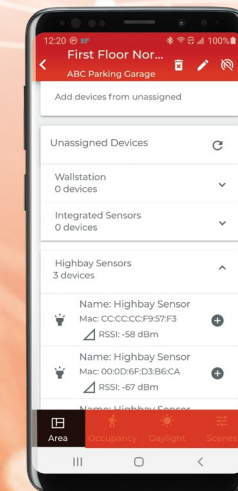
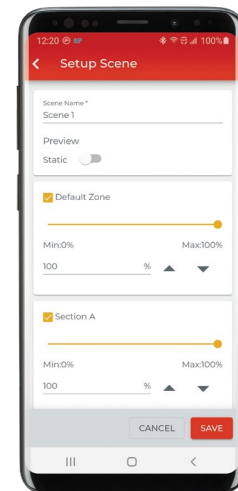
when compared to
standalone installations

The sensor is
factory wired and
ready to meet code
out-of-the-box

Automatic code compliance? Yes, it's true

No more waiting weeks for commissioning technicians, paying for expensive IT support, or purchasing unnecessary hardware. With WaveLinX Lite, you can finish the job more quickly, and move on to the next.


- Standalone operation that meets code and simple setup that exceeds expectations
- Wireless integrated sensors ensure maximum efficiency
- A simple mobile app allows building managers to easily adjust settings, even after the project has finished, with no need to go back into the wall
- Connected fixtures provide a platform for future scalability




WaveLinX Lite
mobile app
features



Network
Security



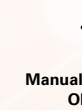
Manual
Dimmer



Occupancy
Sensor



Daylighting
Control



Manually Switched
ON/OFF



Task
Tuning



Lumen Maintenance
Control

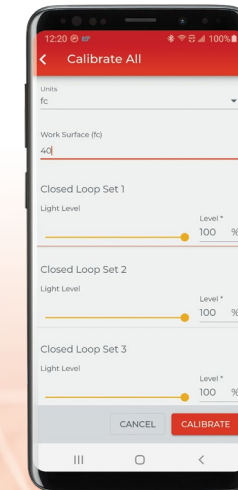
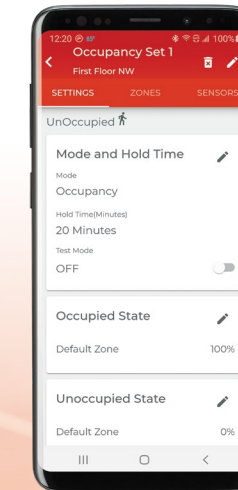
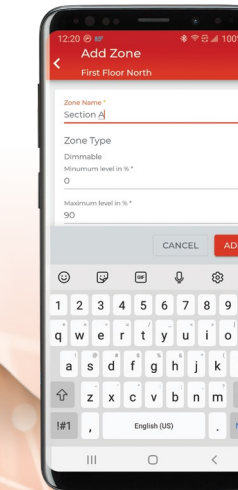


Scenes

Intuitive code compliant set-up... at your fingertips

You would set up your own lighting controls projects if they were this simple.

- Utilize a cloud portal to securely initiate projects, then add devices to areas and zones - even create custom scenes
- Configure a standalone device or an entire space using a mesh network all from the WaveLinX Lite smart mobile app - no gateways, servers, or IT involvement required
- Expedite configuration by identifying devices with wireless signal strength indication and eliminate repetitive configurations using customizable templates
- Complete projects faster by inviting up to four others to share in the initial configuration of a project site



The WaveLinX Lite App can
be downloaded via the Apple
Store® or Google Play and is
an accessory to the WaveLinX
Lite Wireless system.



WaveLinx Lite System Design Steps

- 1 Installation**
 - WaveLinx Lite luminaires have out-of-the-box capabilities that may satisfy many applications
- 2 Project Site Preparation**
(internet connection required)
 - Download and register WaveLinx Lite mobile app
 - Watch training videos and learn hands-on with the app Demo Mode
 - Plan project per guidelines
 - Create project site(s) - including Areas and Zones - with secure cloud portal from scratch or starting with a custom template
- 3 On-Site Configuration**
(Bluetooth connection required)
 - Scan using signal strength and provision devices by Area
 - Create zones, occupancy sets, optional daylight groups, and calibrate daylight harvesting (manual or automated)
 - Set occupancy or vacancy mode actions and hold times, configure scenes, set trim levels, etc.
- 4 Project Completion**
(internet connection required)
 - Backup all project site data in secure cloud portal
 - Combine sub-projects into one project site (if multi-commissioner capability was used)
 - Transfer site ownership from contractor to owner
- 5 Project Updates**
(internet connection required)
 - Easily re-configure spaces as requirements change
 - Secure system updates



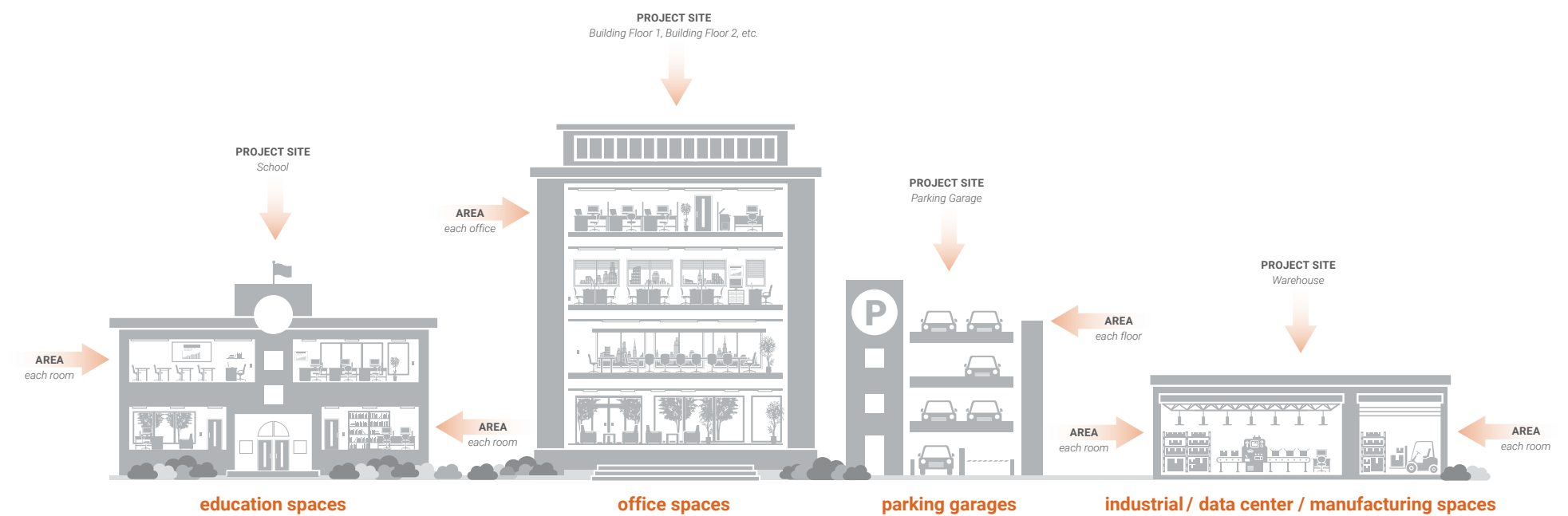
Project Contractor

**Transfer
Site Ownership
via Secure Portal**



Project Owner

WaveLinx Lite System Specifications



Design:

- Up to 28 areas per project site
- Up to 50 (best practice 40) devices per area
- Up to 16 zones (groups) per area
- Up to 6 occupancy sets per area
- Up to 7 scenes per area
- Up to 100ft (30m) LOS between devices
- Up to 5 hops between devices

Features:

- Integrated, closed-loop photocell for daylight harvesting
- Pre-configured, fully programmable wallstations
- Occupancy and Vacancy mode
- Occupancy hold time with Energy Saver
- High and low-end trim

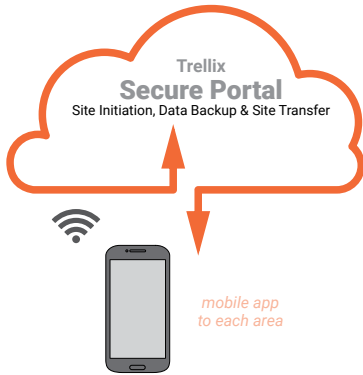
Set-up:

- 1 WaveLinx Lite account per mobile device
- 1 WaveLinx Lite account per project site
- Invite up to four (4) registered users to join initial commissioning and backup as single site

*WaveLinx Lite relies on a SINGLE project site owner.
If additional help commissioning is desired, invite up to four others with multi-commissioner operation. If another person needs to take over the site, transfer site ownership via the secure cloud portal.
Do not login on multiple devices simultaneously.
Follow backup and restore guidelines found in the WaveLinx Lite manual.*

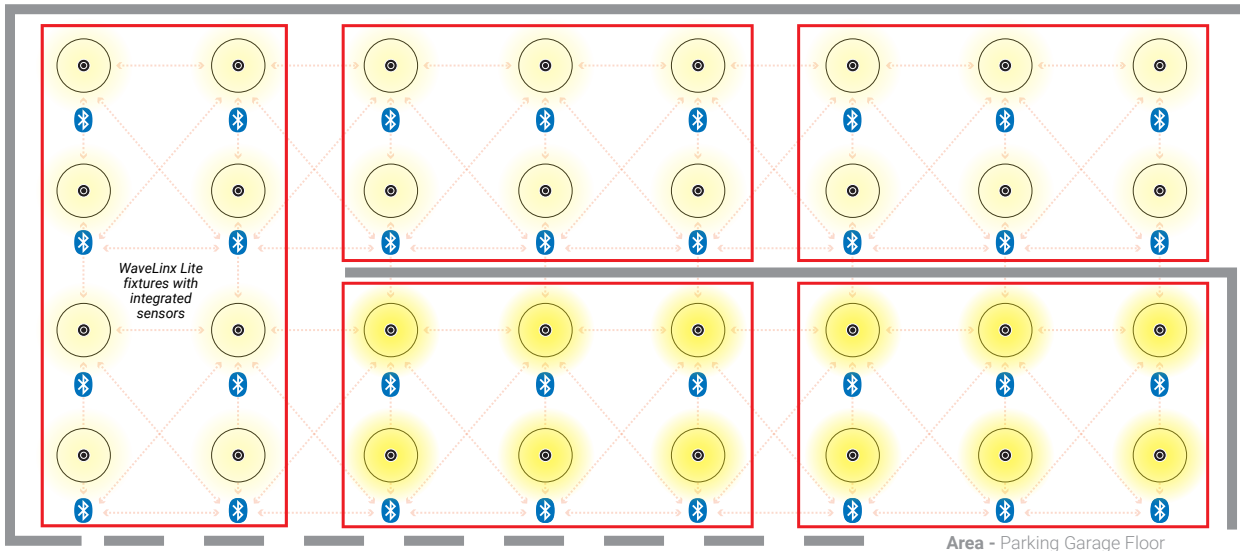
WaveLinx Lite can offer significant benefits

- 40% Less installation time
- 15% Lower installed cost
- 25-70% Energy savings
- CA T24, ASHRAE, and IECC code compliance
- Control your schedule by commissioning on YOUR time
- Maintain network integrity using the Trellix secure cloud portal for site creation



WaveLinx Lite Application: Parking Garage

- Site = 6 Floor Parking Deck
- 1 Area = 1 Floor (up to 28 per Site)
- 6 Occupancy Sets per Area
- Sensor



Parking Garage

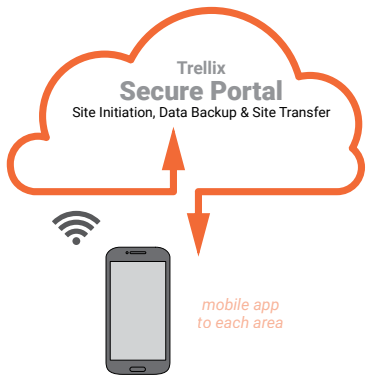
Reduce labor, cost and installation time with WaveLinx Lite to get low cost compliance for both retrofits and new installation.

- In a typical 6 floor parking garage, the WaveLinx Lite system offers significant benefits:
- Improve safety and maintenance
 - Reduce installation time with wireless controls by 40%
 - Utilize lower cost labor rates for setup

Industrial

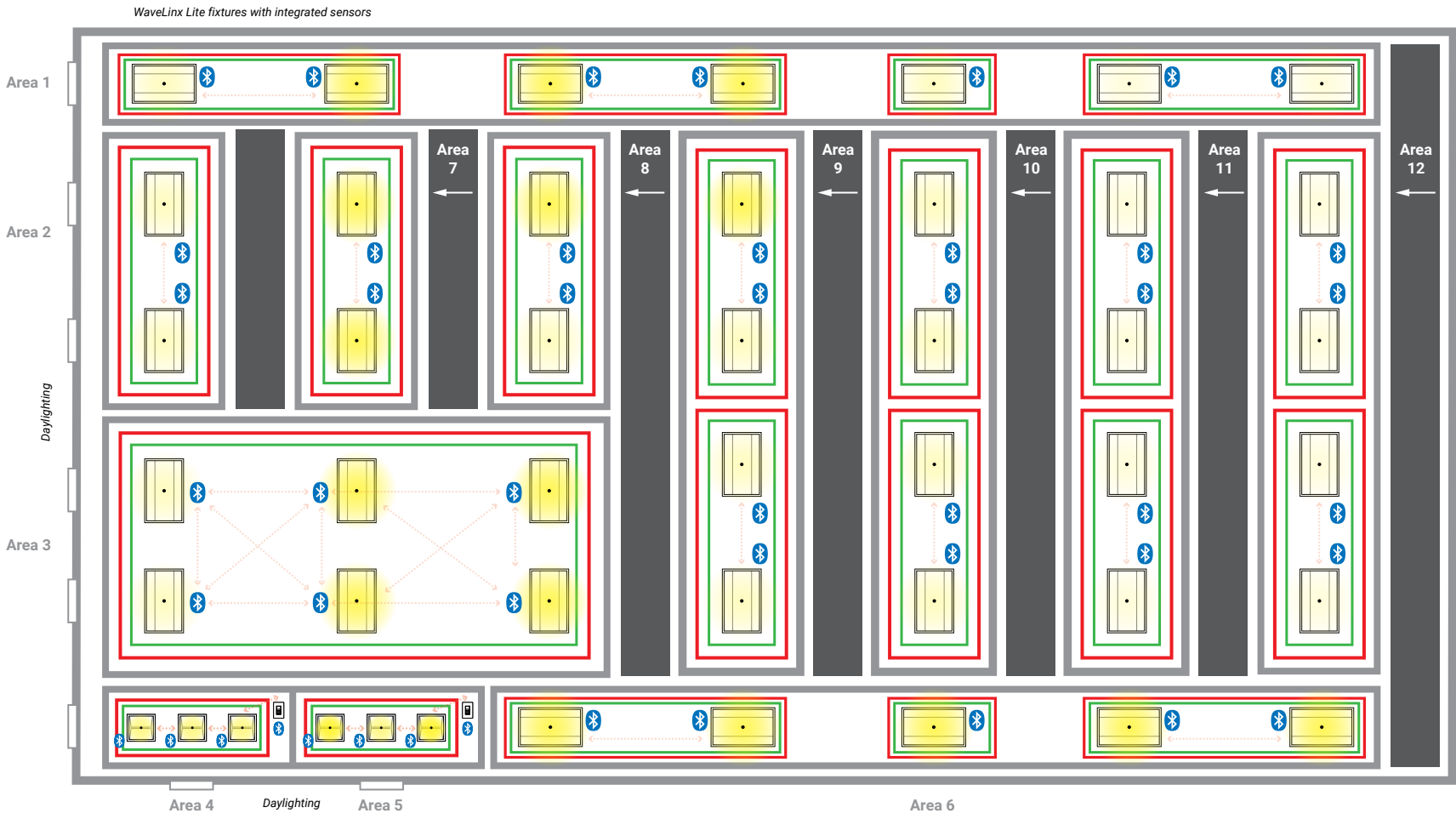
Single fixture to intelligent aisles and manufacturing controls in new and retrofit applications without complicated commissioning or IT involvement.

- Improve productivity and safety while reducing energy consumption
- Configure individual fixtures or create intelligent groups
- Configure through a secure mobile application without special wiring requirements
- Reconfigure spaces wirelessly as needs evolve



WaveLinx Lite Application: Industrial/Warehouse

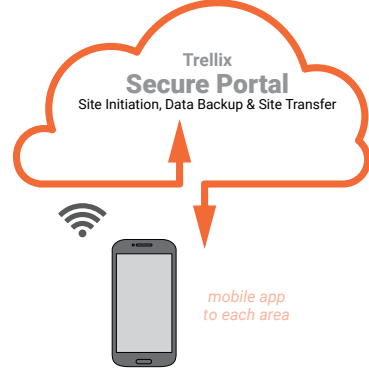
- Site = Floor or Building (indoor)
- 1 Area = 1 Room (up to 28 per Site)
- 16 Control Zones per Area
- 6 Occupancy Sets per Area
- Integrated Sensor
- Tilemount Sensor



Office and Education

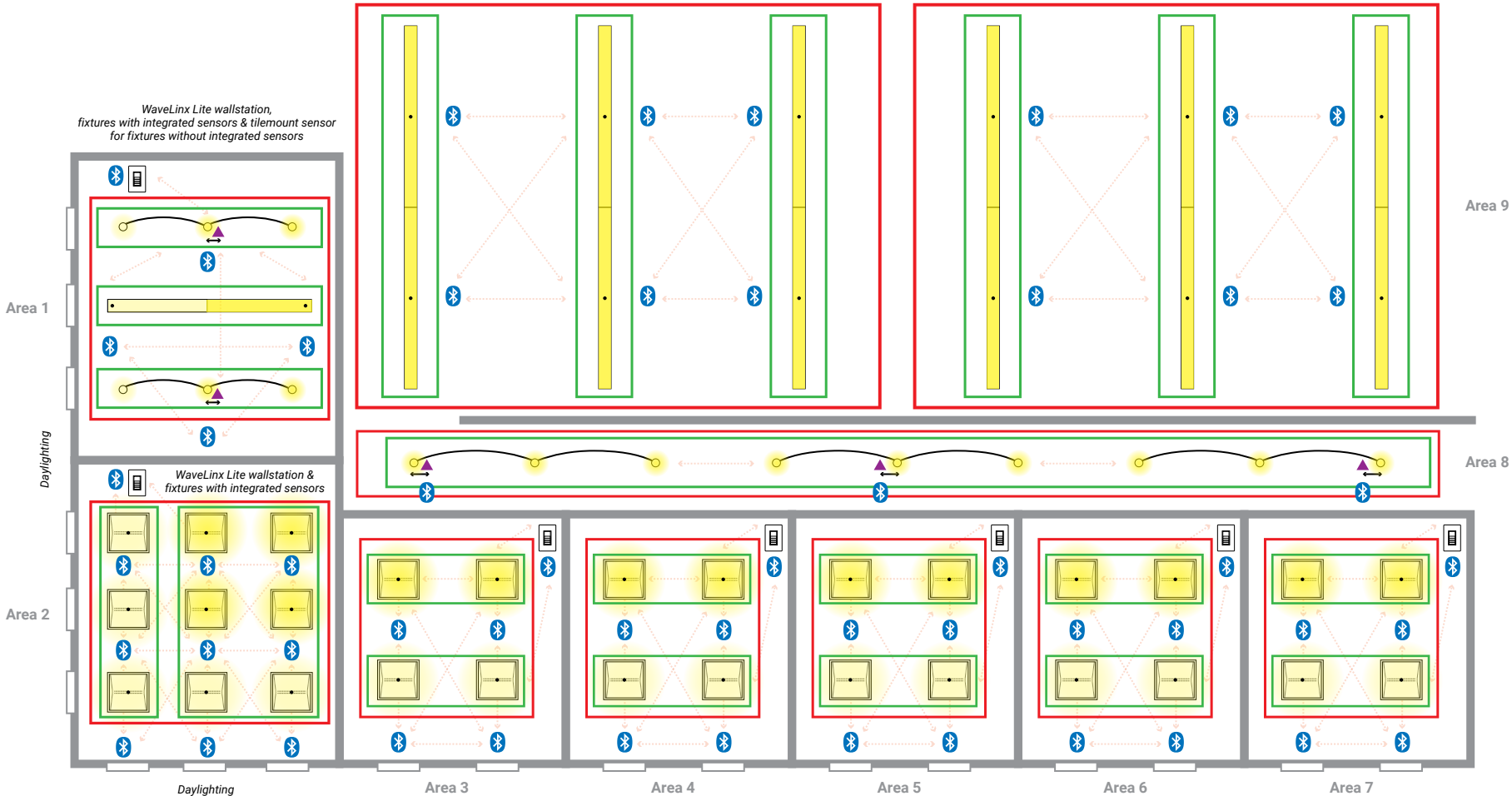
Reduce labor, cost and installation time with WaveLinX Lite to get low cost compliance for both retrofits and new installation.

- Improve productivity and maintenance
- Accommodate all users with configurable occupant lighting settings
- Easily program and reconfigure the space without rewiring from a simple mobile app
- Reduce unnecessary accessories with integrated fixtures providing daylight and occupancy detection



WaveLinX Lite Application: Office / Education

- Site = Floor or Building (indoor)
- 1 Area = 1 Room (up to 28 per Site)
- 16 Control Zones per Area
- 6 Occupancy Sets per Area
- Integrated Sensor
- ▲ Tilemount Sensor




WaveLinX Lite is
DLC Listed for interior
applications - meeting the
NLC5 Technical
Requirements

LIGHTING & CONTROL PRODUCTS

WaveLinx Lite integrated fixtures install quickly with no special wiring requirements and utilize a robust Bluetooth wireless mesh network for simplified customization and control.

- Useful out-of-the-box functionality suitable for many applications
- Configured as a group of devices with the WaveLinx Lite mobile application
- Minimal design requirements
- Lighting and control in one convenient package



Wireless Tilemount Sensor Kit


Sensing | Daylight | Downlights | Wireless

The WaveLinx Lite Tilemount Sensor Kit provides PIR occupancy and daylight dimming and control for connected downlight luminaires or other luminaires that do not support the WaveLinx Lite Integrated Sensor. The Tilemount Sensor Kit provides 0-10V dimming control of LED and non LED loads for up to 3amps 120-277V luminaires.

catalog number:
WTK - Tilemount Sensor Kit
(also includes hardware for installation to standard 4" octagonal junction box)

For a complete list of compatible products, see:
www.cooperlighting.com

NOTE: WaveLinx Lite devices are not currently compatible with the WaveLinx Pro Wireless Area Controller.



Line Voltage & Battery Powered Wallstations

Dimming | Manual | Scenes | Raise/Lower | Zones | Bluetooth

The line voltage and battery powered wallstation is available in three small and large button configurations. These wallstations are for new or renovation installations and provide customized light level for each area. The wallstation is suitable for standard single or multi-gang NEMA wall boxes. Each wallstation is pre-configured for immediate performance when provisioned to a WaveLinx Lite network and is fully programmable through the WaveLinx Lite Mobile Application, no physical adjustments necessary.

Line voltage powered (120-277VAC)
catalog number:
WWL3-W - 3 Button, White
WWL3-RL-W - 3 Button Raise / Lower, White
WWL5-RL-W - 5 Button Raise / Lower, White

Battery powered (Utilizes two CR123A alkaline batteries with battery life expectancy up to ten years)
catalog number:
WWBL3-W - Battery powered, 3 Button, White
WWBL3-RL-W - Battery powered, 3 Button Raise / Lower, White
WWBL5-RL-W - Battery powered, 5 Button Raise / Lower, White

Suitable for use with standard and Decora wallplates (not included).
For custom engraving use the configurator tool within the FlashPro Program (CUST-ENGRV).
Note - WaveLinx Lite mobile application required to provision to network and customize programming for each button.

Ambient lighting

Integrated sensors

Click on products to learn more



Metalux
Flat Panel (FPX)
Ultra-thin LED panel



Metalux
Cruze ST, SB & Cruze Retrofit Kit
LED recessed ambient



Indoor Ambient Sensor

Daylighting | Occupancy | PIR Motion Sensing | Bluetooth

The WaveLinx Lite integrated sensor for Indoor Ambient applications is simple yet powerful and scalable. The sensor provides immediate out-of-the-box operation with motion sensing when installed. With the WaveLinx Lite mobile application, fixtures may be provisioned into control groups based on occupancy status and each sensor provides closed loop daylight sensing. The sensor is also upgradeable to the WaveLinx Pro Wireless Connected Lighting system and compatible with Trellix enterprise applications.*

catalog number:
WAB - WaveLinx Lite Wireless Integrated Sensor
Note - WaveLinx Lite mobile application required to provision to network and customize configuration.
** Upgrade capability available in 2022*



Metalux
Encounter
Recessed ambient WaveStream LED



Metalux
SkyRidge
Recessed ambient WaveStream LED



Metalux
SRL
Linear LED striplight



Metalux
RBG
Architectural linear slot



Metalux
RLN
LED recessed ambient



Metalux
SWLED
Linear LED striplight



Metalux
WSL
Linear ambient WaveStream LED



Metalux
Perceive (PD)
LED recessed ambient



Metalux
GR
General recessed LED troffer

Architectural lighting

Integrated sensors
Sensing | Daylighting
Individual | Grouping

Click on products
to learn more



Corelite
Discreet
Linear suspended
& surface direct LED

Corelite
Continua
Linear suspended
& wall LED



Corelite
Continua SQ4
Linear suspended
& wall LED



Corelite
Bridge
Architectural recessed
WaveStream LED




Corelite
Iridium i3
Linear suspended
WaveStream LED



Neo-Ray
Define Gen 2
Linear recessed &
Linear suspended LED



Corelite
D3X
Architectural recessed
WaveStream LED



Corelite
Jaylum
Suspended LED



Neo-Ray
Define
Surface & Wall LED



Corelite
RX/ZX
Architectural recessed



Corelite
Divide
Suspended & wall
WaveStream LED



Corelite
RZL
Suspended LED



Corelite
CL
Architectural recessed
linear slot



Corelite
Hugo
Suspended LED



RSA
MRZ
Architectural recessed
integral LED

Recessed lighting

Tile Mount Sensing when installed with WTK Tilemount Sensor Kit


Click on products
to learn more



Portfolio
LDA Series
2", 3", 4" and 6"
Adjustable Downlights



Portfolio
**LE / LS Series
- Cylinders**
2", 4" and 6" Round & Square
8" Round
2", 4" and 6" Round & Square
Shallow



Portfolio
**LAM and LDM Series
- Multiples**
1" (1 cell to 15 cells)
Downlight or Adjustable
4" (1 head to 4 heads)



Portfolio
LD Series
2", 4", 6" and 8"
Downlights



HALO Commercial
PR Series
4", 6" and 8"
SeleCCTable Downlights



HALO Commercial
HC Series
4", 6" and 8"
Downlights

For a complete list of compatible products, see:
www.cooperlighting.com



Industrial lighting

Integrated sensors
Sensing | Daylighting | Individual | Grouping | Motion

Click on products
to learn more



Metalux
OHB
High Bay LED



Metalux
VHB
High Bay LED

Industrial Fixture Mount High Bay / Low Bay Sensor

The WaveLinx Lite industrial high bay / low bay sensors offer passive infrared (PIR) occupancy with a photocell for closed loop daylight sensing. The sensors are IP66 rated for warehouse, manufacturing and industrial spaces with installation heights up to 40 feet (45 feet major motion) and coverage up to 5000 square feet. Easy tool-less fixture connection (Zhaga Book 18 socket) with out-of-the-box controls functionality. Factory or field install this sensor with 4 pin connector standard.

catalog number - Metalux Industrial models with WaveLinx Lite sensors integrated:
WLS2 - Fixture Mount Low Bay Sensor, 7 - 15ft (2.1 - 4.5m)
WLS4 -Fixture Mount High Bay Sensor, 15 - 40ft (4.5 - 12.2m)
(WaveLinx Lite Sensors also available individually - see spec sheets)



Metalux
LHB
LED High Bay



Metalux
VT2
LED Vaportite



Metalux
VT3
LED Vaportite



Metalux
VT4
LED Vaportite



Metalux
Benchmark - BMK
High Bay LED



Metalux
Steeler - SSLED
High Bay LED



Metalux
SNLED
LED Striplight



Metalux
SkyBar Single - SKB1
LED Low Bay

NOTE: WaveLinx Lite devices are not currently compatible with the WaveLinx Pro Wireless Area Controller.

For a complete list of compatible products, see:
www.cooperlighting.com

Outdoor lighting

Sensing | Motion | Daylighting
Individual | Group / Zone

Click on products
to learn more



Outdoor Fixture High / Low Mount Sensor

Daylighting | Occupancy |
PIR Motion Sensing | Bluetooth

The WaveLinx Lite integrated sensor for Galleon and Top Tier parking garage applications is simple yet powerful and scalable. The sensor provides immediate standalone dusk-to-dawn operation with motion sensing when installed. With the WaveLinx Lite mobile application, fixtures may be provisioned into control groups based on occupancy status and each sensor provides closed loop daylight sensing. The sensor is also upgradeable to the WaveLinx Pro Wireless Connected Lighting system and compatible with Trellix enterprise applications.

catalog number:
WOB * - Outdoor Fixture Low Mount Sensor
7 - 15ft (2.1 - 4.5m)
WOF * - Outdoor Fixture High Mount Sensor
15 - 40ft (4.5 - 12.2m)

* - Available in white (WH), bronze (BZ), and black (BK)
Note - WaveLinx Lite mobile application required to provision to network and customize configuration.

For a complete list of compatible products, see:
www.cooperlighting.com



McGraw-Edison
Galleon LED
Area and site,
Wall, PC
and Flood



Streetworks
Archeon Nano
Roadway



Streetworks
Archeon Small
Roadway




Streetworks
Caretaker 2
Area and Roadway



McGraw-Edison
Top Tier LED
Area and site,
Wall, PC and Flood



Outdoor fixture options are available in
WaveLinx "ready" or fully integrated options



"The abilities of this system without
the need to add additional wiring is a
game changer."

Chris Haddox
Facilities Management Electrician,
The Lovett School



TESTIMONIALS

The Lovett School - Atlanta, GA



"The WaveLinx Lite system has allowed us to
control the site lighting to meet the needs of
the school. The grouping feature allows us to
adjust lights that directly impact neighboring
homes while still maintaining ideal light levels
throughout the structure to maintain safety."

Brian Holtzapfel
Director of Plant Operations,
The Lovett School



Lighting Brands

Ametrix
AtLite
Corelite
Ephesus
Fail-Safe
Halo
Halo Commercial
Invue
io
Iris
Lumark
Lumière
McGraw-Edison
Metalux
MWS
Neo-Ray
Portfolio
RSA
Shaper
Streetworks
Sure-Lites

Controls Brands

Greengate
Fifth Light

Connected Lighting Systems

HALO Home
WaveLinx

IoT Platforms

Trellix



SCAN
for more
WaveLinx Lite
information



Cooper Lighting Solutions
1121 Highway 74 South
Peachtree City, GA 30269
P: 770-486-4800
www.cooperlighting.com

Canada Sales
5925 McLaughlin Road
Mississauga, Ontario L5R 1B8
P: 905-501-3000
F: 905-501-3172

© 2022 Cooper Lighting Solutions
All Rights Reserved
Printed in USA
Publication No. BR503078EN
January 2022

Cooper Lighting Solutions is a
registered trademark.

All other trademarks are property
of their respective owners.

Product availability, specifications,
and compliances are subject to
change without notice.