


# POSTS & ACCESSORIES

## 4" SQUARE DIRECT BURIAL COMMERCIAL POSTS



3" & 2-3/8"  
Tenons Available



Post Cap  
Included

Suggested Direct Burial Installation

TOTAL POST LENGTH	SUGG. BURIAL DEPTH
12'	24"
14'	30"
16'	38"
18'	48"
20'	55"

**SAFETY NOTE:** Selecting a post for performance and safety requires a full understanding of various factors and conditions. Professional engineering assistance in selecting a post is highly recommended. Purchaser is responsible for meeting any and all codes or requirements. If you choose a post without getting such assistance, you do so at your own risk.

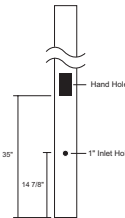
**GUIDE CODE: 5592-BZ-HH**



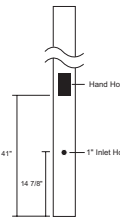
## Direct Burial

- Powdercoated Aluminum
- Optional 3" or 2-3/8" Tenon
- Fits Most 3" Post Top Fixtures with 3" Tenon
- Includes Inlet Hole

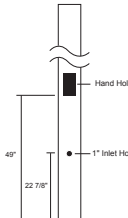
PUNCH LOCATIONS for 8', 10', & 12' Posts (Side View)



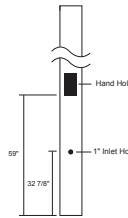
PUNCH LOCATIONS for 14' Posts (Side View)



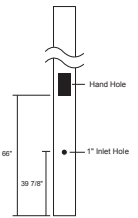
PUNCH LOCATIONS for 16' Posts (Side View)



PUNCH LOCATIONS for 18' Posts (Side View)



PUNCH LOCATIONS for 20' Posts (Side View)



**4" SQUARE ALUMINUM**  
.188" WALL THICKNESS

ITEM #	COLOR	OPTIONS
5588-8'	<b>BK</b> -Black (special order) <b>BZ</b> -Bronze <b>WH</b> -White (special order)	<b>HH*</b> <b>N2</b> -2-3/8" OD Tenon (post cap not included w/tenon) <b>N3</b> -2-7/8" OD Tenon (post cap not included w/tenon)
5590-10'		
5592-12'		
5594-14'		
5596-16'		
5598-18'		
5520-20'		

Call factory for custom lengths & colors. \*To meet U.L. and N.E.C. standards, any post designed to be mounted over 8' above ground includes a 2" x 4" (HH) Hand Hole and ground lug. 5592 and 5594 include Hand Hole unless otherwise specified. EPA ratings available on spec sheets and website. Specifications subject to change without notice.