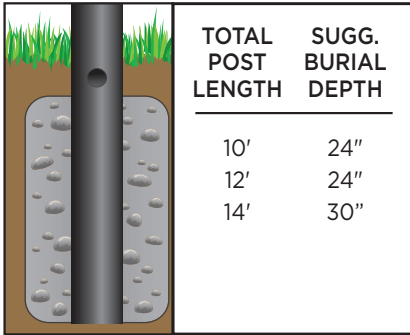



# POSTS & ACCESSORIES

## 4" ROUND DIRECT BURIAL COMMERCIAL POSTS



**SAFETY NOTES:** All surface mount posts are supplied with welded mounting base. Selecting a post for performance and safety requires a full understanding of various factors and conditions. Professional engineering assistance in selecting a post is highly recommended. Purchaser is responsible for meeting any and all codes or requirements. If you choose a post without getting such assistance, you do so at your own risk.

**GUIDE CODE: 4592-WH-HH**



## Direct Burial

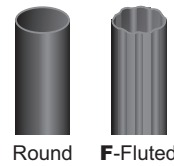
- Powdercoated Aluminum
- Fits Most 3" Post Top Fixtures
- Welded 3" Tenon Included
- Includes Inlet Hole
- Decorative Bases Available (see page 76)

### 4" ROUND ALUMINUM .125" WALL THICKNESS

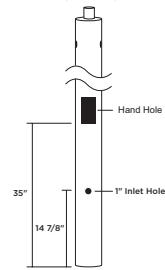
ITEM #	COLOR	OPTIONS
4590-10' 4592-12' 4594-14'	<b>BK</b> -Black <b>BZ</b> -Bronze <b>WH</b> -White	<b>HH*</b>

### 4" FLUTED ALUMINUM .125" WALL THICKNESS

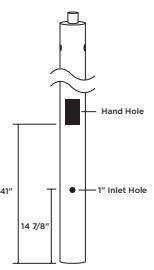
4590F-10' 4592F-12' 4594F-14'	<b>BK</b> -Black <b>BZ</b> -Bronze <b>WH</b> -White	<b>HH*</b>
-------------------------------------	---	------------



**PUNCH LOCATIONS for 8', 10', & 12' Posts**  
(Side View)



**PUNCH LOCATIONS for 14' Posts**  
(Side View)



Call factory for custom lengths & colors. \*To meet U.L. and N.E.C. standards, any post designed to be mounted over 8' above ground includes a 2" x 4" (HH) Hand Hole and ground lug. 4592, 4594, 4592F, and 4594F include Hand Hole unless otherwise specified. EPA ratings available on spec sheets and website. Fits most 3" post top fixtures includes inlet hole. Specifications subject to change without notice.