



SURFACE MOUNT ALUMINUM LAMP POSTS

- Fits Most Standard 3" Post Top Fixtures
- Textured Powdercoated Aluminum
- Made In The USA

SURFACE MOUNT

Optional Flange Base & Cover

GUIDE: 2600-STV-BZ

Post Dimensions: O.D. = 2.950", Wall = .072"

ITEM #	BASE TYPE	COLOR	OPTION
2600-8'	ST-Standard Base	BK-Black	C-Conv. Outlet
2610-10'	STV-ST Base w/Cover	BZ-Bronze	320-Ezee Change Photo Control
2612-12'	HD-Heavy Duty Base	WH-White	688-Button Photo Control
	HDV-HD Base w/Cover		HH*-2"x4" Hand Hole

*To meet U.L. and N.E.C. standards, any post designed to be mounted over 8' above ground includes a 2" x 4" (HH) Hand Hole and ground lug. 2610 and 2612 include Hand Hole unless otherwise specified.

SEE PAGE 68 FOR COMPONENT OFFERINGS



(shown with STV option)



(shown with HDV option)

PLEASE NOTE: YOU MUST SPECIFY BASE AND COVER WHEN ORDERING IN ORDER TO RECEIVE BASE AND COVER

GUIDE: 2690-HDV-BZ-HH

Post Dimensions: O.D. = 2.950", Wall = .125"

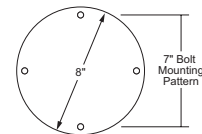
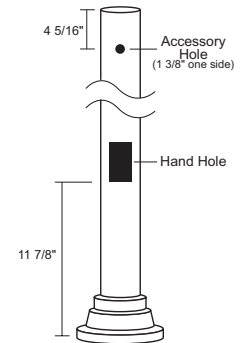
ITEM #	BASE TYPE	COLOR	OPTION
2690-10'	ST-Standard Base	BK-Black	C-Conv. Outlet
2692-12'	STV-ST Base w/Cover	BZ-Bronze	320-Ezee Change Photo Control
	HD-Heavy Duty Base	WH-White	688-Button Photo Control
	HDV-HD Base w/Cover		HH*-2"x4" Hand Hole

*To meet U.L. and N.E.C. standards, any post designed to be mounted over 8' above ground includes a 2" x 4" (HH) Hand Hole and ground lug. 2690 and 2692 include Hand Hole unless otherwise specified.

SEE PAGE 68 FOR COMPONENT OFFERINGS

SURFACE MOUNT

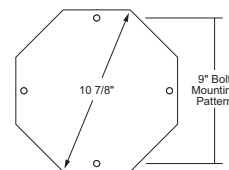
PUNCH LOCATIONS (Side View)



Anchor Bolt M8 x 12"



Die Cast Aluminum Flange base with anchor bolts for up to 12' x 2.950" O.D. Posts
ST-STANDARD BASE (2403)



Anchor Bolt 3/8" x 12"



Heavy Duty Aluminum Flange base with anchor bolts for up to 14' x 2.950" O.D. Posts
HD-HEAVY DUTY BASE (2405)