

VISION-3 LIGHTING

MR16 Sign Light **MODEL SL1**
 12V 50W Max., MR16 Halogen
 12V 7.5W, 12/24V 6W, or 12V 10W LED

Specifications

Material

Available in machined 6061-T6 aluminum or C36000 brass.

Head

Machined head comes in two styles: Side Mount and Rear Mount. (See illustration for aiming capability of each head style.)

Stem

1" diameter machined stem comes in various stem lengths and three stem styles: Straight, 180° U-Bend, and 90° Gooseneck. (See illustration for calculating overall projection from wall for each stem style.)

Knuckle

Rotate and Lock knuckle (protected under U.S. Patents #6,966,679, #7,108,405 and #7,458,552) mounts the head to the stem and allows for adjustability. Double taper design allows fixture to hold position during aiming and ensures a solid lock when tightened. Integral LED models have a molded silicone wire seal to prevent water entry at knuckle.

Cap

Machined caps lock in place with one 18-8 stainless steel set screw, and are sealed to the body with a high temperature silicone O-ring. Regress Lens caps have drain holes for water drainage from top of lens if mounted in the up position. 'Flush Lens' cap styles incorporate a stepped lens to reduce the collection of water and debris on the lens. All caps accept up to three internal accessories, held in place by a stainless steel clip.



Mount Canopy

Available with the following mount options: MO3 (Machined Round Canopy), MO15 (Machined Square Canopy), and MO12 (Surface Mount Powered Canopy). See mount specification sheets for more information. (Mount canopy must be mounted to an appropriate wall or junction box, in such a manner that is capable of holding the weight and torque created by the fixture. Junction box and hardware not included).

Finish

TGIC thermo set polyester powder coat paint available in 14 standard colors. On aluminum model, finish is applied over a corrosion resistant, hexavalent chromium free, RoHS compliant coating. Aluminum model available in one additional metal finish: Clear Anodized. Brass model available in three additional metal finishes: Natural, Polished, and Aged.

Lens

Tempered, clear lens, secured to cap with a high temperature, UV curing, silicone adhesive.

Socket

GY-6.35 porcelain socket with 600V, 250°C, PTFE coated 18 ga leads.

Lamps

MR16 Halogen: 12V bi-pin up to 50W (maximum allowable wattage depends on model and application. See **Certification** heading).

Integral LED: 12-24V AC/DC 6W (400lm) or 12V AC/DC 10W (700lm) LED options include integral driver with High/Low switch for 35W/20W (6W)

or 50W/35W (10W) halogen equivalent outputs. LED Modules are field replaceable and feature replaceable lenses, an L70 > 60,000 hrs., dynamic transformer recognition, phase dimming (see Transformer and Dimmer Compatibility List), and patented LEDSense® thermal management.

Retrofit MR16 LED:

12V 7.5W (600lm) bi-pin retrofit Soraa™ MR16 LED lamp with specially engineered heat sink mount to ensure proper heat transfer to body. Note: Retrofit LED will overheat without supplied heat sink mount.

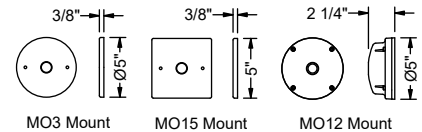
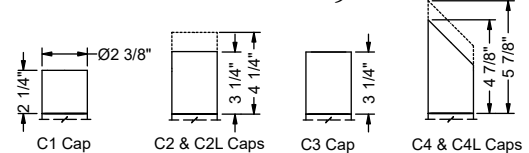
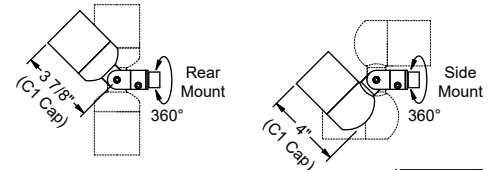
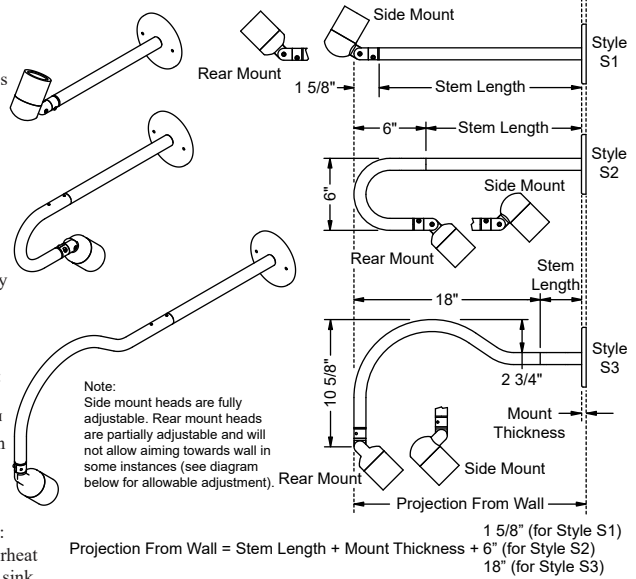
Certification

CSA tested & certified to US and Canadian safety standards for wet location wall mount (UL1598) use:

SL1A - 50W Max. MR16 Halogen lamp.
SL1B - 35W Max. MR16 Halogen lamp.

LED options can be used in all models and applications.

All ratings subject to change without notice. See website or contact V3 for most current info.



Ordering Information

Model	Head	Stem	Mount	Lamp	Lens Accy ³	Filter ³	Louver ³
SL1A - Aluminum SL1B - Brass ^{1,2,6}	SM - Side Mount RM - Rear Mount ⁷	6 - 6" Stem 12 - 12" Stem 18 - 18" Stem 24 - 24" Stem 30 - 30" Stem 36 - 36" Stem ⁶ 42 - 42" Stem ⁶ 48 - 48" Stem ⁶	MO3 - Round Canopy MO15 - Square Canopy MO12 - Surface Mount Canopy	Integral LED (3000K, >80 CRI): ^{3,4,5} 116 - 6W, 12° 141 - 10W, 12° 117 - 6W, 21° 142 - 10W, 21° 118 - 6W, 41° 143 - 10W, 41° Retrofit MR16 LED (3000K, 90 CRI): ^{4,5,8} 155 - 7.5W, 10° 156 - 7.5W, 25° 157 - 7.5W, 36°	0 - None L1 - Spread L2 - Linear L3 - Softening	0 - None F1 - Red F2 - Blue F3 - Light Blue F4 - Green F5 - Amber F6 - Pink F7 - Mercury Vapor	0 - None H1 - Hex
Finish <u>Powder Coat Finishes:</u> BLT - Textured Black BNT - Textured Bronze BAT - Textured Bark GRT - Textured Green GNT - Textured Granite SAT - Textured Sand PAT - Textured Patina EAT - Textured Earth <u>Metal Finishes:</u> CLA - Clear Anodized (SL1A only) NAT - Natural (SL1B only) POL - Polished (SL1B only) AGE - Aged (SL1B only)	Cap Style <u>Standard Lens:</u> C1 - Flush C2 - Regress Lens C2L - Regress Lens, Long C3 - Regress Lamp C4 - 45° Angled C4L - 45° Angled, Long <u>Flush Lens:</u> C1F - Flush C2F - Regress Lens C2LF - Regress Lens, Long C3F - Regress Lamp C4F - 45° Angled C4LF - 45° Angled, Long	Style S1 - Straight ⁷ S2 - 180° U-Bend (available w/ 12" up to 42" stem) ¹ S3 - 90° Gooseneck (available w/ up to 30" stem) ¹	Remote Transformer Required: MO3 - Round Canopy MO15 - Square Canopy MO12 - Surface Mount Canopy Integral Transformer: MO12-75-120 - MO12 w/ 75W, 120V MO12-75-230 - MO12 w/ 75W, 230V ⁵ MO12-75-277 - MO12 w/ 75W, 277V ⁵	MR16 Halogen: 0 - None 01 - ESX, 20W, 12° 02 - BAB, 20W, 40° 03 - FRB, 35W, 12° 04 - FRA, 35W, 23° 05 - FMW, 35W, 40° 09 - EXT, 50W, 13° ² 10 - EXZ, 50W, 26° ² 11 - EXN, 50W, 40° ² 12 - FNV, 50W, 60° ²	Notes: 1. Style S2 and S3 not available with SL1B. 2. Lamps over 35W not available with SL1B. 3. Only two lens accessories can be used with Integral LED. 4. LED lamp options available in other color temperatures and / or CRI's (contact V3 for info). 5. Only power LED with V3 approved transformers. LED lamp options may not be compatible with MO12-75-230 and MO12-75-277 mounts. Contact V3 for mount, transformer, or dimmer compatibility info. 6. Stem lengths longer than 30" not available with SL1B. 7. Rear Mount head has limited adjustability and will not aim back towards the wall when on an S1 Style stem. See illustration above for aiming capability. 8. Use only approved Retrofit MR16 LED lamps and supplied heat sink mount, otherwise LED may overheat. 9. Specifications, certifications, and ordering information are subject to change. Please check website for latest specification sheets.		

Example: SL1A - BL - SM - C3 - S2 - 24 - MO15 - 01 - 0 - F2 - H1