

VISION 3 LIGHTING

Step Light, Box Mount **MODEL PA5**
12V 20W Max., MR16 Halogen
12V 7.5W, 12/24V 6W, or 12V 10W LED

Specifications

Faceplate

A 1/8" thick, tempered, lens is secured to the faceplate with a high temperature, UV curing, silicone adhesive for a water tight seal. Included gasket seals between faceplate and wall. Internal accessory lenses held in place by stainless steel clip.

Covers

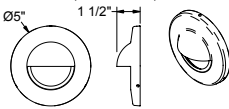
Cover is mounted to faceplate using three stainless steel set screws around the perimeter, allowing full rotational adjustment.
Cast Covers: Cast covers available in aluminum or brass and come in two cutoffs. Can be specified with integral spread lens to allow maximum light output and distribution. Alternatively, can be specified without integral spread lens and internal lens accessories can be used.
Machined Covers: Machined cosmetic covers and cutoffs available in aluminum, brass, or stainless steel and mount over aluminum faceplate. Each available in multiple styles that can be configured as desired.

Mount Style

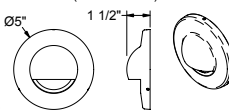
Cast Box: Comes with faceplate mounted to an industry standard 4" round cast aluminum box and extension. Can be used

Cast Cover - Cutoff Options
(available with or without integral spread lens)

1/2 Cutoff Covers
(C-1 & CNL-1)



3/4 Cutoff Covers
(C-2 & CNL-2)



with either halogen or LED lamp options and up to two lens accessories.

Octagonal Box: For mounting to industry standard 4" sheet metal octagonal boxes (box & hardware not included). See drawing at left to make sure the proper depth of box is used. Can only be used with Integral LED lamp options and one lens accessory.

Finish

TGIC thermo set polyester powder coat paint available in 14 standard colors. On aluminum model, finish is applied over a corrosion resistant, hexavalent chromium free, RoHS compliant coating. Aluminum model available in one additional metal finish: Clear Anodized. Brass model available in three additional metal finishes: Natural, Polished, and Aged. Stainless model available in three additional metal finishes: Natural, Polished, and Brushed.

Socket

GY-6.35 porcelain socket with 600V, 250°C, PTFE coated 18 ga leads.

Lamps

MR16 Halogen: 12V bi-pin up to 20W (See Certification heading).

Integral LED: 12-24V AC/DC 6W (400lm) or 12V AC/DC 10W (700lm) LED options include integral driver with High/Low switch for 35W/20W (6W) or 50W/35W (10W) halogen equivalent outputs. LED Modules are field replaceable and feature replaceable lenses, an L70 > 60,000 hrs., dynamic transformer recognition, phase dimming (see Transformer and Dimmer Compatibility List), and patented LEDSense® thermal management.

Retrofit MR16 LED: 12V 7.5W (600lm) bi-pin retrofit Sora™ MR16 LED lamp with specially engineered heat sink mount to ensure proper heat transfer to body. Note: Retrofit LED will overheat without supplied heat sink mount.

Certification

CSA tested & certified to for wet location wall mount use (UL1598):

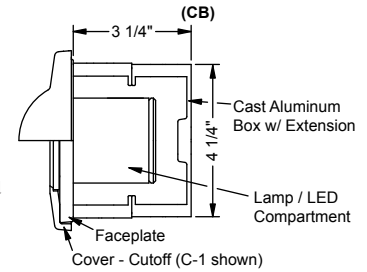
PA5 - LED or 20W Max. MR16 Halogen lamp.

For MR16 halogen versions: Not for use in contact with combustible materials or thermal insulation. Power supply wires and wire connectors must be rated for 105°C minimum.

For Octagonal Box (OB) mount versions: Power supply wires and wire connectors must be rated for 90°C minimum.

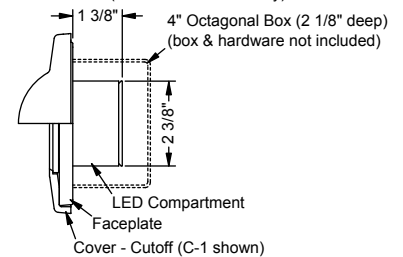
Mount Options

Cast Box (CB)



Octagonal Box (OB)

(available with LED only)



Machined Cover - Cutoff Options

Cutoff Options

	Dome (DM)	Angled Hood (HDA)	Round Hood (HDR)	Square Hood (HDS)	Louver (LVR)	Marker (MO)	3-Bar Marker (M3)	4-Bar Marker (M4)
Round (RND)	1 1/8"	7/8"	3/4"	3/4"				
Square (SQ)	5"							

Ordering Information

Model	Mount	Cover ⁴	Cutoff ⁴	Lamp	Lens Accy ^{2,3}	Filter ^{2,3}	Louver ^{2,3}
PA5A - Aluminum PA5B - Brass ⁷ PA5S - Stainless ¹⁷	CB - With Cast Box ² (box & extension included) OB - For Octagonal Box ³ (box & hardware not included)	Cast: C - Cast Cover (w/ integral spread lens) CNL - Cast Cover (w/o integral spread lens) Machined: ⁷ RND - Machined Round Cover SQ - Machined Square Cover	Cast: 1 - 1/2 Cutoff 2 - 3/4 Cutoff Machined: ⁷ DM - Dome HDA - Angled Hood HDR - Round Hood HDS - Square Hood LVR - Slotted Louver MO - Marker M3 - 3-Bar Marker M4 - 4-Bar Marker	Integral LED (3000K, >80 CRI): ^{5,6} 116 - 6W, 12° 117 - 6W, 21° 118 - 6W, 41° 141 - 10W, 12° 142 - 10W, 21° 143 - 10W, 41° Retrofit MR16 LED (3000K, 90 CRI): ^{3,5,6,8} 155 - 7.5W, 10° 156 - 7.5W, 25° 157 - 7.5W, 36° MR16 Halogen: ³ 0 - None 01 - ESX, 20W, 12° 02 - BAB, 20W, 40°	0 - None L1 - Spread L2 - Linear L3 - Softening	0 - None F1 - Red F2 - Blue F3 - Light Blue F4 - Green F5 - Amber F6 - Pink F7 - Mercury Vapor	0 - None H1 - Hex

Notes:
1. Model PA5S only available with machined Cover / Cutoff options.
2. CB mount can only use 2 lens accessories.
3. OB mount only available with Integral LED lamp options and can only use 1 lens accessory.
4. Cover and Cutoff types must match (Cast with Cast & Machined with Machined only).
5. Only power LED options with magnetic or V3 approved electronic transformers (contact V3 for transformer & dimmer compatibility info).
6. LED lamp options available in other color temperatures and / or CRI's (contact V3 for info).
7. When using Machined Cover & Cutoff options, only the cosmetic cover and cutoff parts are brass or stainless steel. All other parts are coated aluminum.
8. Use only approved Retrofit MR16 LED lamps and supplied heat sink mount, otherwise LED may overheat.
9. Specifications, certifications, and ordering information are subject to change. Please check website for latest specification sheets.

Example: PA5A - BLT - CB - C - 2 - 02 - 0 - F1 - 0