


WALL MONORAIL 2" SQUARE POWER FEED CANOPY SINGLE-FEED


PRODUCT FEATURES



LAMPING

The low-voltage leads from the remote transformer connect to canopy leads inside the junction box.

Wall MonoRail 2" Square Power Feed Canopy Single-Feed



Wall MonoRail 2"
Square Power
Feed Canopy
Single-Feed

ORDERING INFORMATION

700WMOP2SQ SHAPE OR SIZE

2" SQUARE

FINISH

Z ANTIQUE BRONZE

S SATIN NICKEL

W WHITE

700WMOP2SQ _____

JOB NAME _____

NOTES _____

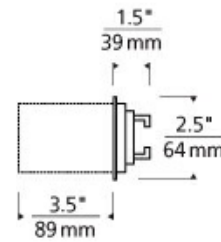


WALL MONORAIL 2" SQUARE POWER FEED CANOPY SINGLE-FEED



SPECIFICATIONS

HARDWARE MATERIAL	
SHADE MATERIAL	
NET WEIGHT	1.35 lbs
HEIGHT	2in
WIDTH	2in
LENGTH	2in
WET LISTED	
DAMP LISTED	
DRY LISTED	
GENERAL LISTING	ETL Listed
INCLUDES	



LAMPING SPECIFICATIONS

	LED LAMP	INTEGRATED LED	NON LED	NO LAMP
DELIVERED LUMENS				
WATTS				
MAX WATTAGE PER BULB				
INPUT VOLTAGE			0V	
DIMMING TYPE*				
CCT				
CRI				
LED LIFETIME				
L70				
AVERAGE BULB HOURS				
FIELD SERVICEABLE LED				
LAMP BASE				
LAMP SHAPE				
LAMP INCLUDED?				
WARRANTY**			1 Year	

* Dimming information available at www.techlighting.com/Downloads/dimming

** Visit techlighting.com for specific warranty limitations and details.

T20 / T24 / JA8 INFORMATION

	Integrated LED	Replacement LED Lamp	No Lamp *
This product can be used to comply with California Building Energy Efficiency Standards 2016 Title 24 Part 6 / JA8 .			N/A
This product can be used to comply with California Appliance Efficiency Standards 2016 Title 20 and may be shipped to and sold in California.			Yes

* If a light fixture or component does not include a lamp or light source, it is the responsibility of the customer to select a lamp that meets the T24 and T20 requirements.

