

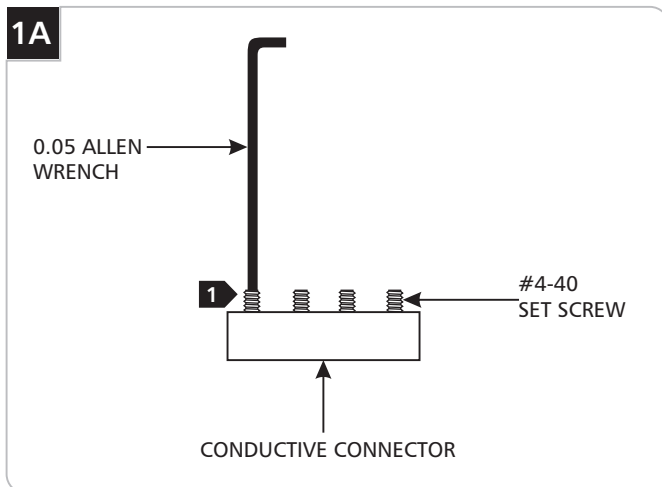



**GENERAL PRODUCT INFORMATION:**

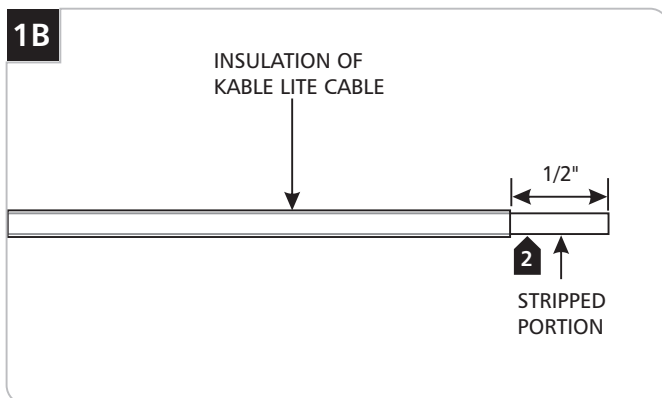


This product is suitable for indoor dry locations only.

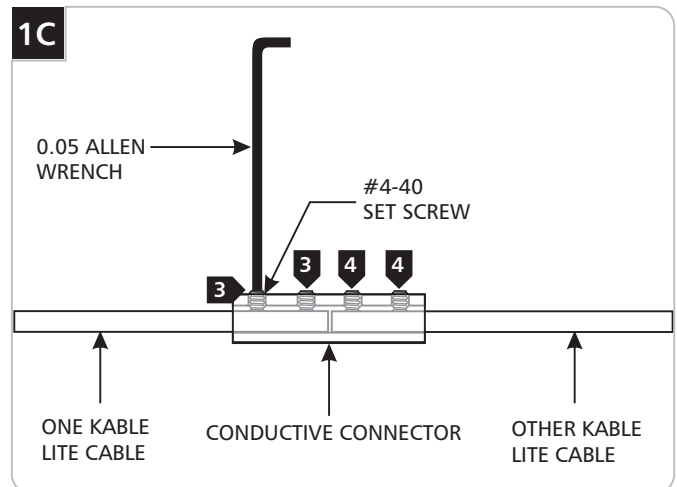
This product is intended to be used with Tech Lighting Kable Lite system only.



**1** Loosen (Do Not Remove) the four #4-40 set screws with the provided 0.05 Allen wrench.



**2** When using the insulated Kable Lite cables, strip 1/2" of insulation from end of the cables feeding into the conductive connectors.



**3** Feed the stripped portion of one Kable Lite cable halfway from one end into the conductive connector and tighten the two #4-40 set screws with the 0.05 Allen wrench.

**4** Feed the other Kable Lite cable from the other end into the conductive connector and tighten the two #4-40 set screws with the 0.05 Allen wrench.

**5** Repeat steps 1 through 4 for the other conductive connector.

**SAVE THESE INSTRUCTIONS!**



**TECH LIGHTING®**

7400 Linder Ave, Skokie, IL 60077

847.410.4400

[www.techlighting.com](http://www.techlighting.com)

© 2008 Tech Lighting, L.L.C. All rights reserved. The "Tech Lighting" graphic is a registered trademark of Tech Lighting, L.L.C. Tech Lighting reserves the right to change specifications for product improvements without notification.

A Generation Brands Company