

## DESCRIPTION

The OVH Flat Glass roadway luminaire is ideal for roadways where cutoff is preferred or light trespass is an issue. Suitable for 3G vibration conditions.

Catalog #		Type
Project		
Comments		Date
Prepared by		

## SPECIFICATION FEATURES

### Construction

**HOUSING:** Die-cast aluminum housing and latch. 3G vibration rated. **DOOR:** Die-cast aluminum door frame with integral hinges for toolless relamping and maintenance. ANSI wattage/source label.

### Electrical

**SOCKET:** Adjustable mogul-base porcelain socket. **BALLAST ASSEMBLY:** Hard mounted ballast with encapsulated starter for protection from environmental abuse. Standard two position tunnel type compression terminal block. Three position available. Consult your Streetworks

Representative. **PHOTOCONTROL:** Optional NEMA twistlock photocontrol receptacle also available.

### Optical

**LENS:** Removable tempered flat glass. **REFLECTOR:** The optical system is a hydroformed anodized aluminum reflector with a Dacron polyester filter.

### Mounting

Two-bolt/one bracket slipfitter with cast-in pipe stop and leveling steps. Fixed-in-place birdguard seals around 1-1/4" or 2" mounting arms (Birdguard not needed for 2" arm).

### Finish

Standard grey polyester powder coat finish. Optional bronze, black and white finishes available. Options to meet Buy American and other domestic preference requirements

### Efficiency Standards Notice

Select luminaires are manufactured to USA and California efficiency regulations.



## OVH FLAT GLASS

250W

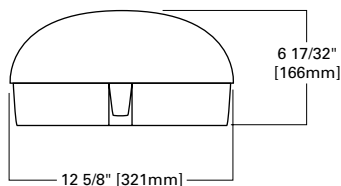
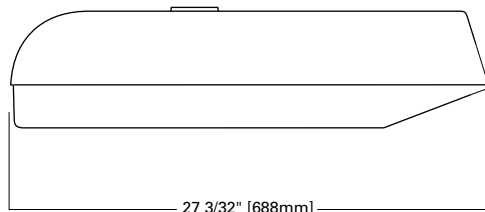
Pulse Start Metal Halide

50 - 250W

High Pressure Sodium

ROADWAY LUMINAIRE

## DIMENSIONS



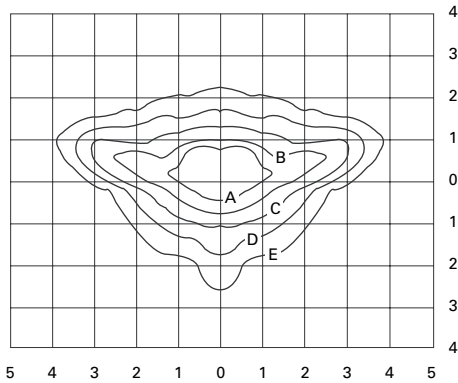
### EPA

Effective Projected Area:  
.80 Square Feet

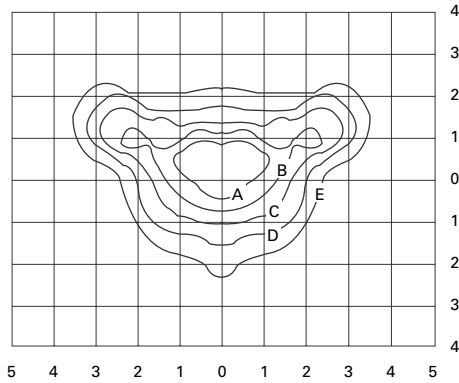
### SHIPPING DATA

Approximate Net Weight:  
28 lbs. (13 kgs.)

PHOTOMETRICS (COMPLETE IES FILES AVAILABLE AT WWW.COOPERLIGHTING.COM)



**OVH15S2D**  
150—Watt HPS  
16,000—Lumen Clear Lamp  
Type II-Medium Cutoff



**OVH15S3D**  
150—Watt HPS  
16,000—Lumen Clear Lamp  
Type III-Medium Cutoff

**Footcandle Table**

Select mounting height and read across for footcandle values of each isofootcandle line. Distance in units of mounting height.

Mounting Height	Footcandle Values for Isofootcandle Lines				
	A	B	C	D	E
<b>OVH15S2D / OVH15S3D</b>					
20'	3.20	1.60	0.80	0.32	0.16
25'	2.00	1.00	0.50	0.20	0.10
30'	1.38	0.69	0.35	0.14	0.07
35'	1.02	0.51	0.26	0.10	0.05

PHOTOMETRIC DISTRIBUTION (CURVE NUMBER)

Wattage	Light Source <sup>1</sup>	Lens Type	II MCO	III MCO
50-150	HPS	Flat Glass	OVH15S2D (150W)	OVH15S3D (150W)
200-250	HPS	Flat Glass	N/A	OVH25S2D (250W)

NOTE: 1 All light sources are clear unless noted otherwise.

ORDERING INFORMATION

Sample Number: OVH50SR22D4

Product Family <sup>1</sup>	Lamp Wattage <sup>2</sup>	Lamp Type <sup>4</sup>	Ballast Type <sup>4</sup>	Voltage <sup>4</sup>	Distribution	Optical Package
<b>OVH</b> =Flat Glass <b>BAA-OVH</b> =Flat Glass Buy American Act Compliant <sup>7</sup> <b>TAA-OVH</b> =Flat Glass Trade Agreements Act Compliant <sup>7</sup>	<b>Pulse Start Metal Halide</b> 25=250W  <b>High Pressure Sodium</b> 50=50W 70=70W 10=100W 15=150W <sup>3</sup> 20=200W 25=250W	<b>P</b> =Pulse Start Metal Halide <b>S</b> =High Pressure Sodium	<b>C</b> =CWI <b>H</b> =Reac. /HPF <b>K</b> =10KV CWA <sup>5</sup> <b>N</b> =Hi.Reac./NPF <b>P</b> =Hi. Reac./HPF <sup>6</sup> <b>R</b> =Reac./NPF <b>W</b> =CWA <b>M</b> =Mag. Reg.	2=120V 0=208V 4=240V 7=277V 8=480V 9=347V F=120/240V, wired 120V W=Multi-Tap, wired 120V P=240V with PCR, wired 120V V=Multi-Tap, wired 240V N=Multi-Tap, wired 277V	2=Type II 3=Type III	<b>D</b> =MCO
<b>Options</b> 1=Single Fuse (120, 277 or 347V) 2=Double Fuse (208, 240 or 480V) 4=NEMA Photocontrol Receptacle WH=White BK=Black BZ=Bronze				<b>Accessories <sup>8</sup></b> OA/RA1016=NEMA Photocontrol - Multi-Tap OA/RA1027=NEMA Photocontrol - 480V OA/RA1014=NEMA Photocontrol - 120V OA1213=TufGuard Vandal Shield OA/RA1013=Photocontrol Shorting Cap		

- NOTES:
- Customer is responsible for engineering analysis to confirm pole and fixture compatibility for all applications. Refer to our white paper WP513001EN for additional support information.
  - All lamps are moqol-base. Lamp not included.
  - 150W Units are for S55 Lamps.
  - Consult an Cooper Lighting Solutions representative for lamp/ballast type/voltage compatibility.
  - Available 50-150W. 120/240 or single voltage only.
  - MOV option not available for any system requiring a three position terminal block (example - 240V with PCR wired 120V). In order for MOV option to function center terminal of three position terminal block must be connected to "Earth" ground.
  - Only product configurations with these designated prefixes are built to be compliant with the Buy American Act of 1933 (BAA) or Trade Agreements Act of 1979 (TAA), respectively. Please refer to [DOMESTIC PREFERENCES](#) website for more information. Components shipped separately may be separately analyzed under domestic preference requirements.
  - Accessories sold separately will be separately analyzed under domestic preference requirements. Consult factory for further information.