

Project		Catalog #		Type	
Prepared by		Notes		Date	



# Streetworks

## GAN Galleon Flood

Floodlight Luminaire

### Product Features



### Product Certifications



### Interactive Menu

- Ordering Information [page 2](#)
- Mounting Details [page 3](#)
- Energy and Performance Data [page 4](#)
- Optical Distributions [page 4](#)
- Product Specifications [page 4](#)
- Control Options [page 9](#)

### Quick Facts

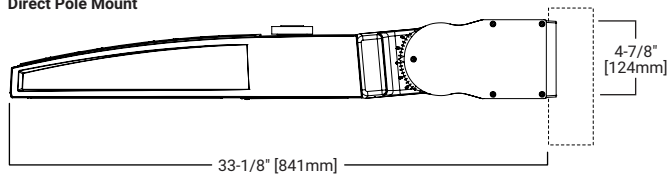
- Lumen packages range from 4,200 - 80,800 (34W - 640W)
- Efficacy up to 156 lumens per watt

### Connected Systems

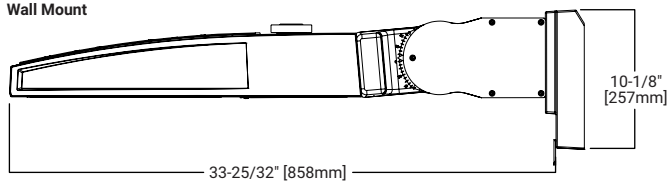
- WaveLinx

### Dimensional Details

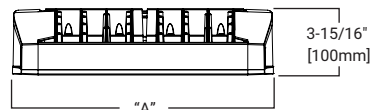
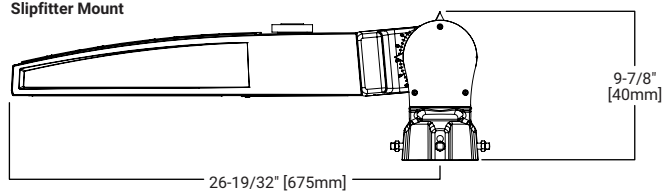
Direct Pole Mount



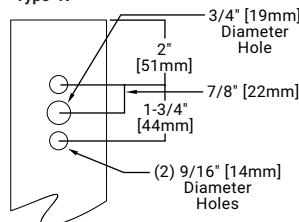
Wall Mount



Slipfitter Mount



Type "N"



Number of Light Squares	"A" Width
1-4	15-1/2"
5-6	21-5/8"
7-8	27-5/8"
9-10	33-3/4"

NOTES:  
1. Visit <https://www.designlights.org/search/> to confirm qualification. Not all product variations are DLC qualified.

## Ordering Information


SAMPLE NUMBER: **GAN-SA6D-735-U-T3-ADJA-BZ**

Product Family <sup>1,2</sup>	Light Engine		Color Temperature	Voltage	Distribution	Mounting	Color
	Configuration	Drive Current					
<b>GAN</b> =Galleon <b>BAA-GAN</b> =Galleon Companion Buy American Act Compliant <sup>30</sup> <b>TAA-GAN</b> =Galleon Companion Trade Agreements Act Compliant <sup>30</sup>	<b>SA1</b> =1 Square <b>SA2</b> =2 Squares <b>SA3</b> =3 Squares <b>SA4</b> =4 Squares <b>SA5</b> =5 Squares <sup>4</sup> <b>SA6</b> =6 Squares <b>SA7</b> =7 Squares <b>SA8</b> =8 Squares <b>SA9</b> =9 Squares <b>SA0</b> =10 Squares	<b>A</b> =600mA <b>B</b> =800mA <b>C</b> =1000mA <b>D</b> =1200mA <sup>16</sup>	<b>722</b> =70CRI, 2200K <b>727</b> =70CRI, 2700K <b>730</b> =70CRI, 3000K <b>735</b> =70CRI, 3500K <b>740</b> =70CRI, 4000K <b>750</b> =70CRI, 5000K <b>760</b> =70CRI, 6000K <b>827</b> =80CRI, 2700K <b>830</b> =80CRI, 3000K <b>AMB</b> =Amber, 590nm <sup>14,16</sup>	<b>U</b> =120-277V 1=120V 2=208V 3=240V 4=277V 8=480V <sup>5,7</sup> 9=347V <sup>7</sup>	<b>T2</b> =Type II <b>T2R</b> =Type II Roadway <b>T3</b> =Type III <b>T3R</b> =Type III Roadway <b>T4FT</b> =Type IV Forward Throw <b>T4W</b> =Type IV Wide <b>SNQ</b> =Type V Narrow <b>5MQ</b> =Type V Square Medium <b>5WQ</b> =Type V Square Wide <b>SL2</b> =Type II w/Spill Control <b>SL3</b> =Type III w/Spill Control <b>SL4</b> =Type IV w/Spill Control <b>SLL</b> =90° Spill Light Eliminator Left <b>SLR</b> =90° Spill Light Eliminator Right <b>RW</b> =Rectangular Wide Type I <b>AFL</b> =Automotive Frontline	<b>ADJA</b> =Adjustable Arm - Direct Pole Mount <sup>6</sup> <b>ADJS</b> =Adjustable Arm - Slipfitter <sup>6</sup> <b>ADJA-WM</b> =Adjustable Arm - Wall Mount <sup>6</sup>	<b>AP</b> =Gray <b>BZ</b> =Bronze <b>BK</b> =Black <b>DP</b> =Dark Platinum <b>GM</b> =Graphite Metallic <b>WH</b> =White

Options (Add as Suffix)	Controls and Systems Options (Add as Suffix)	Accessories (Order Separately) <sup>31</sup>
<b>DIM</b> =External 0-10V Dimming Leads <sup>19,20</sup> <b>F</b> =Single Fuse (120, 277 or 347V Specify Voltage) <b>FF</b> =Double Fuse (208, 240 or 480V Specify Voltage) <b>20K</b> =20KV UL 1449 fused surge protective device <b>2L</b> =Two Circuits <sup>17,18</sup> <b>HA</b> =50°C High Ambient <b>HSS</b> =Installed House Side Shield <sup>28</sup> <b>GRSBK</b> =Glare Reducing Shield, Black <sup>23</sup> <b>GRSWH</b> =Glare Reducing Shield, White <sup>23</sup> <b>LCF</b> =Light Square Trim Painted to Match Housing <sup>27</sup> <b>MT</b> =Installed Mesh Top <b>TH</b> =Tool-less Door Hardware <b>CC</b> =Coastal Construction finish <sup>3</sup> <b>L90</b> =Optics Rotated 90° Left <b>R90</b> =Optics Rotated 90° Right <b>CE</b> =CE Marking <sup>29</sup> <b>AHD145</b> =After Hours Dim, 5 Hours <sup>22</sup> <b>AHD245</b> =After Hours Dim, 6 Hours <sup>22</sup> <b>AHD255</b> =After Hours Dim, 7 Hours <sup>22</sup> <b>AHD355</b> =After Hours Dim, 8 Hours <sup>22</sup> <b>DALI</b> =DALI Drivers	<b>BPC</b> =Button Type Photocontrol <b>PR</b> =NEMA 3-PIN Photocontrol Receptacle <b>PR7</b> =NEMA 7-PIN Photocontrol Receptacle <sup>21</sup> <b>MS-L08</b> =Motion Sensor for ON/OFF Operation, Maximum 8' Mounting Height <sup>24</sup> <b>MS-L20</b> =Motion Sensor for ON/OFF Operation, 9' - 20' Mounting Height <sup>24</sup> <b>MS-L40W</b> =Motion Sensor for ON/OFF Operation, 21' - 40' Mounting Height <sup>24</sup> <b>MS/DIM-L08</b> =Motion Sensor for Dimming Operation, Maximum 8' Mounting Height <sup>24</sup> <b>MS/DIM-L20</b> =Motion Sensor for Dimming Operation, 9' - 20' Mounting Height <sup>24</sup> <b>MS/DIM-L40W</b> =Motion Sensor for Dimming Operation, 21' - 40' Mounting Height <sup>24</sup> <b>MS/X-L08</b> =Bi-Level Motion Sensor, Maximum 8' Mounting Height <sup>24,25</sup> <b>MS/X-L20</b> =Bi-Level Motion Sensor, 9' - 20' Mounting Height <sup>24,25</sup> <b>MS/X-L40W</b> =Bi-Level Motion Sensor, 21' - 40' Mounting Height <sup>24,25</sup> <b>ZW</b> =Wavelinx Module and 4-PIN Receptacle <sup>8,12</sup> <b>ZD</b> =Wavelinx Module with DALI driver and 4-PIN Receptacle <sup>8,12</sup> <b>SWPD4XX</b> =Wavelinx Sensor only, 7'-15' Mounting Height <sup>11,12,13</sup> <b>SWPD5XX</b> =Wavelinx Sensor only, 15'-40' Mounting Height <sup>11,12,13</sup> <b>WOBXX</b> =WaveLinX Sensor with Bluetooth, 7'-15' <sup>11,13</sup> <b>WOFXX</b> =WaveLinX Sensor with Bluetooth, 15'-40' <sup>11,13</sup> <b>LWR-LW</b> =Enlightened Sensor, 8'-16' Mounting Height <sup>26</sup> <b>LWR-LN</b> =Enlightened Sensor, 16'-40' Mounting Height <sup>26</sup> <b>DIM10-MS/DIM-L08</b> =Synapse Occupancy Sensor (<8' Mounting) <b>DIM10-MS/DIM-L20</b> =Synapse Occupancy Sensor (9'-20' Mounting) <b>DIM10-MS/DIM-L40</b> =Synapse Occupancy Sensor (21'-40' Mounting)	<b>OA/RA1016</b> =NEMA Photocontrol Multi-Tap - 105-285V <b>OA/RA1027</b> =NEMA Photocontrol - 480V <b>OA/RA1201</b> =NEMA Photocontrol - 347V <b>OA/RA1013</b> =Photocontrol Shorting Cap <b>OA/RA1014</b> =120V Photocontrol <b>MA1252</b> =10KV Surge Module Replacement <b>MA1036-XX</b> =Single Tenon Adapter for 2-3/8" O.D. Tenon <b>MA1037-XX</b> =2@180° Tenon Adapter for 2-3/8" O.D. Tenon <b>MA1197-XX</b> =3@120° Tenon Adapter for 2-3/8" O.D. Tenon <b>MA1188-XX</b> =4@90° Tenon Adapter for 2-3/8" O.D. Tenon <b>MA1189-XX</b> =2@90° Tenon Adapter for 2-3/8" O.D. Tenon <b>MA1190-XX</b> =3@90° Tenon Adapter for 2-3/8" O.D. Tenon <b>MA1191-XX</b> =2@120° Tenon Adapter for 2-3/8" O.D. Tenon <b>MA1038-XX</b> =Single Tenon Adapter for 3-1/2" O.D. Tenon <b>MA1039-XX</b> =2@180° Tenon Adapter for 3-1/2" O.D. Tenon <b>MA1192-XX</b> =3@120° Tenon Adapter for 3-1/2" O.D. Tenon <b>MA1193-XX</b> =4@90° Tenon Adapter for 3-1/2" O.D. Tenon <b>MA1194-XX</b> =2@90° Tenon Adapter for 3-1/2" O.D. Tenon <b>MA1195-XX</b> =3@90° Tenon Adapter for 3-1/2" O.D. Tenon <b>GAN-MT1</b> =Field Installed Mesh Top for 1-4 Light Squares <b>GAN-MT2</b> =Field Installed Mesh Top for 5-6 Light Squares <b>GAN-MT3</b> =Field Installed Mesh Top for 7-8 Light Squares <b>GAN-MT4</b> =Field Installed Mesh Top for 9-10 Light Squares <b>LS/HSS</b> =Field Installed House Side Shield <sup>28,9</sup> <b>LS/GRSBK</b> =Field Installed Glare Reducing Shield, BK <sup>9,23</sup> <b>LS/GRSWH</b> =Field Installed Glare Reducing Shield, WH <sup>9,23</sup> <b>LS/PFS</b> =Perimeter Shield, 4pk <b>FSIR-100</b> =Wireless Configuration Tool for Occupancy Sensor <sup>24</sup> <b>WOLC-7P-10A</b> =WaveLinX Outdoor Control Module <sup>8,10</sup> <b>SWPD4-XX</b> =Wavelinx Wireless Sensor, 7'-15' Mounting Height <sup>11,12,13,19</sup> <b>SWPD5-XX</b> =Wavelinx Wireless Sensor, 15'-40' Mounting Height <sup>11,12,13,19</sup>

- NOTES:**
- Customer is responsible for engineering analysis to confirm pole and fixture compatibility for all applications. Refer to our white paper WP513001EN for additional support information.
  - DesignLights Consortium® Qualified. Refer to www.designlights.org Qualified Products List under Family Models for details.
  - Coastal construction finish salt spray tested to over 5,000-hours per ASTM B117, with a scribe rating of 9 per ASTM D1654. Not available with TH option.
  - Not compatible with MS/4-LXX or MS/1-LXX sensor configurations.
  - 480V must utilize Wye system only. Per NEC, not for use with ungrounded systems, impedance grounded systems or corner grounded systems (commonly known as Three Phase Three Wire Delta, Three Phase High Leg Delta and Three Phase Corner Grounded Delta systems.)
  - Vibration and IP ratings maintained up to 60" from horizontal
  - Requires the use of an internal step down transformer when combined with sensor options. Not available with sensor at 1200mA. Not available in combination with the HA high ambient and sensor options at 1A.
  - Cannot be used in conjunction with photocontrol or other controls systems (BPC, PR, PR7, MS, LWR).
  - One required for each Light Square.
  - Requires PR7.
  - Replace XX with sensor color (WH, BZ or BK.)
  - WAC Gateway required to enable field-configurability: Order WAC-PoE and WPOE-120 (10V to PoE injector) power supply if needed.
  - Requires ZW or ZD
  - Narrow-band 590nm +/- 5nm for wildlife and observatory use. Choose drive current A, actual drive current is 500mA. Available with 5WQ, 5MQ, SL2, SL3 and SL4 distributions. Can be used with HSS option.
  - Set of 4 pcs. One set required per Light Square.
  - Not available with HA option.
  - 2L is not available with MS, MS/X or MS/DIM at 347V or 480V. 2L in SA2 through SA4 requires a larger housing, normally used for SA5 or SA6. Extended arm option may be required when mounting two or more fixtures per pole at 90° or 120°. Refer to arm mounting requirement table.
  - Not available with Enlightened wireless sensors.
  - Cannot be used with other control options.
  - Low voltage control lead brought out 18" outside fixture.
  - Compatible with standard 3-PIN photocontrols, 5-PIN or 7-PIN ANSI controls
  - Requires the use of BPC photocontrol, or the PR7 or PR photocontrol receptacle with photocontrol accessory. See After Hours Dim supplemental guide for additional information.
  - Not for use with T4FT, T4W or SL4 optics.
  - The FSIR-100 configuration tool is required to adjust parameters including high and low modes, sensitivity, time delay, cutoff and more. Consult your lighting representative at Cooper Lighting Solutions for more information.
  - Replace X with number of Light Squares operating in low output mode.
  - Enlightened wireless sensors are factory installed only requiring network components LWP-EM-1, LWP-GW-1 and LWP-PoE8 in appropriate quantities.
  - Not available with house side shield (HSS).
  - Not for use with 5WQ, 5MQ, 5WQ or RW optics. A black trim plate is used when HSS is selected.
  - CE is not available with the LWR, MS, MS/X, MS/DIM, BPC, PR or PR7 options. Available in 120-277V only.
  - Only product configurations with these designated prefixes are built to be compliant with the Buy American Act of 1933 (BAA) or Trade Agreements Act of 1979 (TAA), respectively. Please refer to [DOMESTIC PREFERENCES](#) website for more information. Components shipped separately may be separately analyzed under domestic preference requirements.
  - For BAA or TAA requirements, Accessories sold separately will be separately analyzed under domestic preference requirements. Consult factory for further information.

## LumenSafe Integrated Network Security Camera Technology Options (Add as Suffix)

Product Family	Camera Type	Data Backhaul
<b>L</b> =LumenSafe Technology 	<b>D</b> =Standard Dome Camera <b>H</b> =Hi-Res Dome Camera <b>Z</b> =Remote PTZ Camera	<b>C</b> =Cellular, No SIM <b>A</b> =Cellular, AT&T <b>V</b> =Cellular, Verizon <b>S</b> =Cellular, Sprint <b>R</b> =Cellular, Rogers <b>W</b> =Wi-Fi Networking w/ Omni-Directional Antenna <b>E</b> =Ethernet Networking

## Product Specifications

### Construction

- Extruded aluminum driver enclosure
- Heavy-wall, die-cast aluminum end caps
- Die-cast aluminum heat sinks
- Patent pending interlocking housing and heat sink

### Optics

- Patented, high-efficiency injection-molded AccuLED Optics technology
- 16 optical distributions
- 3 shielding options including HSS, GRS and PFS

### Electrical

- LED drivers are mounted to removable tray assembly for ease of maintenance
- Standard with 0-10V dimming
- Standard with proprietary circuit module designed to withstand 10kV of transient line surge
- Suitable for operation in -40°C to 40°C ambient environments
- Optional 50°C high ambient (HA) configuration

### Mounting

- Cast aluminum knuckle arm mounts directly to fixture housing
- Available with pole, wall or slipfitter mount

- Arm can be adjusted up 60° from horizontal maintaining IP and 3G ratings
- Slipfitter compatible with 2-3/8" -3" pipe or tenon mounting

### Finish

- Super housing durable TGIC polyester powder coat paint, 2.5 mil nominal thickness
- Heat sink is powder coated black
- RAL and custom color matches available.

### Warranty

- Five year warranty

## EPA Chart

Tilt Angle (Degrees)	Number of Light Squares	Weight	1 @ 90°	2 @ 180°	2 @ 90°	2 @ 120°	3 @ 90°	3 @ 120°	4 @ 90°
0°	1-4	34 lbs. (15.45 kgs.)	1.21	2.42	1.94	2.19	2.92	2.83	3.87
	5-6	45 lbs. (20.45 kgs.)	1.21	2.42	2.12	2.28	3.12	3.12	4.23
	7-8	55 lbs. (25.00 kgs.)	1.21	2.42	--	2.39	--	3.42	--
	9-10	63 lbs. (28.63 kgs.)	1.21	2.42	--	2.51	--	3.73	--
15°	1-4	34 lbs. (15.45 kgs.)	1.21	2.42	2.14	2.39	3.14	3.16	4.23
	5-6	45 lbs. (20.45 kgs.)	1.21	2.42	2.46	2.46	3.43	3.60	4.91
	7-8	55 lbs. (25.00 kgs.)	1.30	2.59	--	2.65	--	4.06	--
	9-10	63 lbs. (28.63 kgs.)	1.58	3.17	--	3.02	--	4.54	--
30°	1-4	34 lbs. (15.45 kgs.)	1.41	2.82	2.94	2.78	4.05	4.25	5.88
	5-6	45 lbs. (20.45 kgs.)	1.96	3.92	3.66	3.55	5.13	5.18	7.31
	7-8	55 lbs. (25.00 kgs.)	2.51	5.01	--	4.33	--	6.16	--
	9-10	63 lbs. (28.63 kgs.)	3.06	6.12	--	5.14	--	7.23	--
45°	1-4	34 lbs. (15.45 kgs.)	1.99	2.99	3.70	3.60	5.19	5.23	7.40
	5-6	45 lbs. (20.45 kgs.)	2.77	5.55	4.76	4.72	6.76	6.67	9.81
	7-8	55 lbs. (25.00 kgs.)	3.54	7.09	--	5.85	--	8.16	--
	9-10	63 lbs. (28.63 kgs.)	4.33	8.66	--	7.01	--	9.70	--
60°	1-4	34 lbs. (15.45 kgs.)	2.44	4.88	4.30	4.24	6.09	6.04	8.60
	5-6	45 lbs. (20.45 kgs.)	3.40	6.79	--	5.64	--	7.88	--
	7-8	55 lbs. (25.00 kgs.)	4.34	8.68	--	7.03	--	9.72	--
	9-10	63 lbs. (28.63 kgs.)	5.30	10.60	--	--	--	--	--

Note: Mounting not valid where left blank due to clearance.

## Energy and Performance Data

### Lumen Maintenance (TM-21)

Drive Current	Ambient Temperature	25,000 hours*	50,000 hours*	60,000 hours*	100,000 hours**	Theoretical L70 hours**
Up to 1A	25°C	99.4%	99.0%	98.9%	98.3%	> 2.4M
	40°C	98.7%	98.3%	98.1%	97.4%	> 1.9M
	50°C	98.2%	97.2%	96.8%	95.2%	> 851,000
1.2A	25°C	99.4%	99.0%	98.9%	98.3%	> 2.4M
	40°C	98.5%	97.9%	97.7%	96.7%	> 1.3M

### Lumen Multiplier

Ambient Temperature	Lumen Multiplier
0°C	1.02
10°C	1.01
25°C	1.00
40°C	0.99
50°C	0.97

\* Supported by IES TM-21 standards

\*\* Theoretical values represent estimations commonly used; however, refer to the IES position on LED Product Lifetime Prediction, IES PS-10-18, explaining proper use of IES TM-21 and LM-80.

[View GAN IES files](#)

## Nominal Power Lumens (1.2A)

 Supplemental Performance Guide\*\*

Number of Light Squares		1	2	3	4	5	6	7	8	9	10
<b>Nominal Power (Watts)</b>		67	129	191	258	320	382	448	511	575	640
<b>Input Current @ 120V (A)</b>		0.58	1.16	1.78	2.31	2.94	3.56	4.09	4.71	5.34	5.87
<b>Input Current @ 208V (A)</b>		0.33	0.63	0.93	1.27	1.57	1.87	2.22	2.52	2.8	3.14
<b>Input Current @ 240V (A)</b>		0.29	0.55	0.80	1.10	1.35	1.61	1.93	2.18	2.41	2.71
<b>Input Current @ 277V (A)</b>		0.25	0.48	0.70	0.96	1.18	1.39	1.69	1.90	2.09	2.36
<b>Input Current @ 347V (A)</b>		0.20	0.39	0.57	0.78	0.96	1.15	1.36	1.54	1.72	1.92
<b>Input Current @ 480V (A)</b>		0.15	0.30	0.43	0.60	0.73	0.85	1.03	1.16	1.28	1.45
<b>Optics</b>											
<b>T2</b>	4000K Lumens	7,972	15,580	23,245	30,714	38,056	45,541	53,857	61,024	68,072	75,366
	BUG Rating	B1-U0-G2	B2-U0-G3	B3-U0-G4	B3-U0-G4	B3-U0-G5	B3-U0-G5	B4-U0-G5	B4-U0-G5	B4-U0-G5	B4-U0-G5
	Lumens per Watt	119	121	122	119	119	119	120	119	118	118
<b>T2R</b>	4000K Lumens	8,462	16,539	24,680	32,609	40,401	48,348	57,176	64,783	72,266	80,010
	BUG Rating	B1-U0-G2	B2-U0-G2	B3-U0-G3	B3-U0-G4	B3-U0-G4	B3-U0-G5	B4-U0-G5	B4-U0-G5	B4-U0-G5	B4-U0-G5
	Lumens per Watt	126	128	129	126	126	127	128	127	126	125
<b>T3</b>	4000K Lumens	8,125	15,879	23,693	31,307	38,787	46,417	54,893	62,197	69,381	76,818
	BUG Rating	B1-U0-G2	B2-U0-G3	B3-U0-G4	B3-U0-G4	B3-U0-G5	B4-U0-G5	B4-U0-G5	B4-U0-G5	B4-U0-G5	B4-U0-G5
	Lumens per Watt	121	123	124	121	121	122	123	122	121	120
<b>T3R</b>	4000K Lumens	8,306	16,232	24,220	32,001	39,651	47,447	56,114	63,580	70,924	78,523
	BUG Rating	B1-U0-G2	B2-U0-G3	B3-U0-G4	B3-U0-G4	B3-U0-G5	B3-U0-G5	B4-U0-G5	B4-U0-G5	B4-U0-G5	B4-U0-G5
	Lumens per Watt	124	126	127	124	124	124	125	124	123	123
<b>T4FT</b>	4000K Lumens	8,173	15,970	23,831	31,488	39,014	46,686	55,212	62,558	69,783	77,261
	BUG Rating	B1-U0-G3	B2-U0-G3	B3-U0-G4	B3-U0-G5	B3-U0-G5	B4-U0-G5	B4-U0-G5	B4-U0-G5	B4-U0-G5	B4-U0-G5
	Lumens per Watt	122	124	125	122	122	122	123	122	121	121
<b>T4W</b>	4000K Lumens	8,067	15,764	23,522	31,080	38,510	46,082	54,499	61,751	68,881	76,263
	BUG Rating	B2-U0-G2	B3-U0-G3	B3-U0-G4	B3-U0-G5	B4-U0-G5	B4-U0-G5	B4-U0-G5	B4-U0-G5	B4-U0-G5	B5-U0-G5
	Lumens per Watt	120	122	123	120	120	121	122	121	120	119
<b>SL2</b>	4000K Lumens	7,958	15,552	23,206	30,662	37,989	45,462	53,763	60,920	67,952	75,235
	BUG Rating	B2-U0-G3	B3-U0-G3	B3-U0-G4	B3-U0-G5	B3-U0-G5	B4-U0-G5	B4-U0-G5	B4-U0-G5	B4-U0-G5	B4-U0-G5
	Lumens per Watt	119	121	121	119	119	119	120	119	118	118
<b>SL3</b>	4000K Lumens	8,124	15,877	23,690	31,302	38,784	46,410	54,885	62,189	69,372	76,805
	BUG Rating	B1-U0-G2	B2-U0-G3	B3-U0-G4	B3-U0-G5	B3-U0-G5	B3-U0-G5	B4-U0-G5	B4-U0-G5	B4-U0-G5	B4-U0-G5
	Lumens per Watt	121	123	124	121	121	121	123	122	121	120
<b>SL4</b>	4000K Lumens	7,719	15,085	22,510	29,741	36,850	44,097	52,148	59,089	65,913	72,977
	BUG Rating	B1-U0-G3	B2-U0-G4	B2-U0-G5	B3-U0-G5	B3-U0-G5	B3-U0-G5	B3-U0-G5	B3-U0-G5	B4-U0-G5	B4-U0-G5
	Lumens per Watt	115	117	118	115	115	115	116	116	115	114
<b>5NQ</b>	4000K Lumens	8,380	16,375	24,436	32,287	40,003	47,870	56,610	64,144	71,552	79,221
	BUG Rating	B3-U0-G1	B3-U0-G2	B4-U0-G2	B5-U0-G2	B5-U0-G3	B5-U0-G3	B5-U0-G4	B5-U0-G4	B5-U0-G4	B5-U0-G4
	Lumens per Watt	125	127	128	125	125	125	126	126	124	124
<b>5MQ</b>	4000K Lumens	8,534	16,676	24,885	32,881	40,739	48,752	57,653	65,326	72,868	80,679
	BUG Rating	B3-U0-G2	B4-U0-G2	B5-U0-G3	B5-U0-G4	B5-U0-G4	B5-U0-G4	B5-U0-G5	B5-U0-G5	B5-U0-G5	B5-U0-G5
	Lumens per Watt	127	129	130	127	127	128	129	128	127	126
<b>5WQ</b>	4000K Lumens	8,556	16,723	24,951	32,968	40,847	48,881	57,808	65,499	73,063	80,894
	BUG Rating	B3-U0-G2	B4-U0-G2	B5-U0-G3	B5-U0-G4	B5-U0-G4	B5-U0-G5	B5-U0-G5	B5-U0-G5	B5-U0-G5	B5-U0-G5
	Lumens per Watt	128	130	131	128	128	128	129	128	127	126
<b>SLL/SLR</b>	4000K Lumens	7,140	13,951	20,817	27,506	34,081	40,783	48,231	54,649	60,959	67,492
	BUG Rating	B1-U0-G3	B2-U0-G3	B3-U0-G4	B3-U0-G5	B3-U0-G5	B3-U0-G5	B3-U0-G5	B4-U0-G5	B4-U0-G5	B4-U0-G5
	Lumens per Watt	107	108	109	107	107	107	108	107	106	105
<b>RW</b>	4000K Lumens	8,304	16,228	24,215	31,994	39,641	47,437	56,100	63,566	70,907	78,504
	BUG Rating	B3-U0-G1	B4-U0-G2	B4-U0-G2	B5-U0-G3	B5-U0-G3	B5-U0-G4	B5-U0-G4	B5-U0-G4	B5-U0-G5	B5-U0-G5
	Lumens per Watt	124	126	127	124	124	124	125	124	123	123
<b>AFL</b>	4000K Lumens	8,335	16,287	24,302	32,110	39,784	47,610	56,303	63,796	71,163	78,790
	BUG Rating	B1-U0-G1	B2-U0-G2	B3-U0-G2	B3-U0-G3	B3-U0-G3	B3-U0-G3	B4-U0-G4	B4-U0-G4	B4-U0-G4	B4-U0-G5
	Lumens per Watt	124	126	127	124	124	124	125	126	125	123

\* Nominal data for 70 CRI. \*\* For additional performance data, please reference the Galleon Supplemental Performance Guide.

## Nominal Power Lumens (1A)

 Supplemental Performance Guide\*\*

Number of Light Squares		1	2	3	4	5	6	7	8	9	10
<b>Nominal Power (Watts)</b>		59	113	166	225	279	333	391	445	501	558
<b>Input Current @ 120V (A)</b>		0.51	1.02	1.53	2.03	2.55	3.06	3.56	4.08	4.60	5.07
<b>Input Current @ 208V (A)</b>		0.29	0.56	0.82	1.11	1.37	1.64	1.93	2.19	2.46	2.75
<b>Input Current @ 240V (A)</b>		0.26	0.48	0.71	0.96	1.19	0.41	1.67	1.89	2.12	2.39
<b>Input Current @ 277V (A)</b>		0.23	0.42	0.61	0.83	1.03	1.23	1.45	1.65	1.84	2.09
<b>Input Current @ 347V (A)</b>		0.17	0.32	0.50	0.64	0.82	1.00	1.14	1.32	1.50	1.68
<b>Input Current @ 480V (A)</b>		0.14	0.24	0.37	0.48	0.61	0.75	0.91	0.99	1.12	1.28
<b>Optics</b>											
<b>T2</b>	4000K Lumens	7,267	14,201	21,190	28,000	34,692	41,515	49,096	55,627	62,053	68,703
	BUG Rating	B1-U0-G2	B2-U0-G3	B3-U0-G3	B3-U0-G4	B3-U0-G4	B3-U0-G5	B4-U0-G5	B4-U0-G5	B4-U0-G5	B4-U0-G5
	Lumens per Watt	123	126	128	124	124	125	126	125	124	123
<b>T2R</b>	4000K Lumens	7,715	15,077	22,497	29,725	36,829	44,073	52,122	59,056	65,876	72,937
	BUG Rating	B1-U0-G2	B2-U0-G2	B3-U0-G3	B3-U0-G3	B3-U0-G4	B3-U0-G4	B3-U0-G5	B4-U0-G5	B4-U0-G5	B4-U0-G5
	Lumens per Watt	131	133	136	132	132	132	133	133	131	131
<b>T3</b>	4000K Lumens	7,408	14,475	21,598	28,539	35,358	42,313	50,039	56,698	63,246	70,024
	BUG Rating	B1-U0-G2	B2-U0-G2	B3-U0-G3	B3-U0-G4	B3-U0-G4	B3-U0-G5	B4-U0-G5	B4-U0-G5	B4-U0-G5	B4-U0-G5
	Lumens per Watt	126	128	130	127	127	127	128	127	126	125
<b>T3R</b>	4000K Lumens	7,571	14,798	22,078	29,172	36,145	43,253	51,153	57,959	64,653	71,581
	BUG Rating	B1-U0-G2	B2-U0-G3	B3-U0-G4	B3-U0-G4	B3-U0-G5	B3-U0-G5	B4-U0-G5	B4-U0-G5	B4-U0-G5	B4-U0-G5
	Lumens per Watt	128	131	133	130	130	130	131	130	129	128
<b>T4FT</b>	4000K Lumens	7,451	14,559	21,725	28,703	35,564	42,558	50,330	57,027	63,613	70,430
	BUG Rating	B1-U0-G2	B2-U0-G3	B3-U0-G4	B3-U0-G5	B3-U0-G5	B3-U0-G5	B4-U0-G5	B4-U0-G5	B4-U0-G5	B4-U0-G5
	Lumens per Watt	126	129	131	128	127	128	129	128	127	126
<b>T4W</b>	4000K Lumens	7,354	14,371	21,442	28,333	35,105	42,007	49,681	56,291	62,792	69,521
	BUG Rating	B1-U0-G2	B2-U0-G3	B3-U0-G4	B3-U0-G4	B3-U0-G5	B4-U0-G5	B4-U0-G5	B4-U0-G5	B4-U0-G5	B4-U0-G5
	Lumens per Watt	125	127	129	126	126	126	127	126	125	125
<b>SL2</b>	4000K Lumens	7,254	14,178	21,155	27,951	34,631	41,443	49,011	55,533	61,944	68,584
	BUG Rating	B1-U0-G2	B2-U0-G3	B3-U0-G4	B3-U0-G5	B3-U0-G5	B4-U0-G5	B4-U0-G5	B4-U0-G5	B4-U0-G5	B4-U0-G5
	Lumens per Watt	123	125	127	124	124	124	125	125	124	123
<b>SL3</b>	4000K Lumens	7,406	14,474	21,596	28,534	35,355	42,307	50,033	56,690	63,237	70,014
	BUG Rating	B1-U0-G2	B2-U0-G3	B3-U0-G4	B3-U0-G5	B3-U0-G5	B3-U0-G5	B3-U0-G5	B4-U0-G5	B4-U0-G5	B4-U0-G5
	Lumens per Watt	126	128	130	127	127	127	128	127	126	125
<b>SL4</b>	4000K Lumens	7,037	13,751	20,519	27,112	33,592	40,198	47,538	53,864	60,087	66,524
	BUG Rating	B1-U0-G3	B2-U0-G4	B2-U0-G5	B3-U0-G5	B3-U0-G5	B3-U0-G5	B3-U0-G5	B3-U0-G5	B3-U0-G5	B4-U0-G5
	Lumens per Watt	119	122	124	120	120	121	122	121	120	119
<b>5NQ</b>	4000K Lumens	7,640	14,928	22,275	29,431	36,465	43,637	51,606	58,472	65,226	72,218
	BUG Rating	B3-U0-G1	B3-U0-G2	B4-U0-G2	B5-U0-G2	B5-U0-G3	B5-U0-G3	B5-U0-G4	B5-U0-G4	B5-U0-G4	B5-U0-G4
	Lumens per Watt	129	132	134	131	131	131	132	131	130	129
<b>5MQ</b>	4000K Lumens	7,779	15,203	22,684	29,973	37,137	44,441	52,555	59,549	66,427	73,545
	BUG Rating	B3-U0-G2	B4-U0-G2	B5-U0-G3	B5-U0-G3	B5-U0-G4	B5-U0-G4	B5-U0-G5	B5-U0-G5	B5-U0-G5	B5-U0-G5
	Lumens per Watt	132	135	137	133	133	133	134	134	133	132
<b>5WQ</b>	4000K Lumens	7,800	15,243	22,744	30,052	37,236	44,560	52,697	59,708	66,603	73,742
	BUG Rating	B3-U0-G2	B4-U0-G2	B5-U0-G3	B5-U0-G4	B5-U0-G4	B5-U0-G5	B5-U0-G5	B5-U0-G5	B5-U0-G5	B5-U0-G5
	Lumens per Watt	132	135	137	134	133	134	135	134	133	132
<b>SLL/SLR</b>	4000K Lumens	6,510	12,719	18,977	25,075	31,067	37,176	43,967	49,817	55,569	61,525
	BUG Rating	B1-U0-G2	B2-U0-G3	B2-U0-G4	B3-U0-G5	B3-U0-G5	B3-U0-G5	B3-U0-G5	B3-U0-G5	B4-U0-G5	B4-U0-G5
	Lumens per Watt	110	113	114	111	111	112	112	112	111	110
<b>RW</b>	4000K Lumens	7,570	14,793	22,073	29,165	36,137	43,243	51,140	57,945	64,637	71,564
	BUG Rating	B3-U0-G1	B4-U0-G2	B4-U0-G2	B5-U0-G3	B5-U0-G3	B5-U0-G4	B5-U0-G4	B5-U0-G4	B5-U0-G4	B5-U0-G5
	Lumens per Watt	128	131	133	130	130	130	131	130	129	128
<b>AFL</b>	4000K Lumens	7,598	14,847	22,154	29,272	36,267	43,400	51,326	58,156	64,872	71,824
	BUG Rating	B1-U0-G1	B2-U0-G2	B3-U0-G2	B3-U0-G3	B3-U0-G3	B3-U0-G3	B4-U0-G4	B4-U0-G4	B4-U0-G4	B4-U0-G4
	Lumens per Watt	129	131	133	130	130	130	131	131	129	129

\* Nominal data for 70 CRI. \*\* For additional performance data, please reference the Galleon Supplemental Performance Guide.

## Nominal Power Lumens (800mA)

 Supplemental Performance Guide\*\*

Number of Light Squares		1	2	3	4	5	6	7	8	9	10
<b>Nominal Power (Watts)</b>		44	85	124	171	210	249	295	334	374	419
<b>Input Current @ 120V (A)</b>		0.39	0.77	1.13	1.54	1.90	2.26	2.67	3.03	3.39	3.80
<b>Input Current @ 208V (A)</b>		0.22	0.44	0.62	0.88	1.06	1.24	1.50	1.68	1.87	2.12
<b>Input Current @ 240V (A)</b>		0.19	0.38	0.54	0.76	0.92	1.08	1.30	1.46	1.62	1.84
<b>Input Current @ 277V (A)</b>		0.17	0.36	0.47	0.72	0.83	0.95	1.19	1.31	1.42	1.67
<b>Input Current @ 347V (A)</b>		0.15	0.24	0.38	0.49	0.63	0.77	0.87	1.01	1.15	1.52
<b>Input Current @ 480V (A)</b>		0.11	0.18	0.29	0.37	0.48	0.59	0.66	0.77	0.88	0.96
<b>Optics</b>											
<b>T2</b>	4000K Lumens	5,871	11,474	17,121	22,622	28,029	33,542	39,667	44,944	50,134	55,508
	BUG Rating	B1-U0-G2	B2-U0-G2	B2-U0-G3	B3-U0-G4	B3-U0-G4	B3-U0-G4	B3-U0-G5	B3-U0-G5	B4-U0-G5	B4-U0-G5
	Lumens per Watt	133	135	138	132	133	135	134	135	134	132
<b>T2R</b>	4000K Lumens	6,233	12,181	18,176	24,016	29,756	35,608	42,111	47,714	53,224	58,929
	BUG Rating	B1-U0-G1	B2-U0-G2	B2-U0-G2	B3-U0-G3	B3-U0-G3	B3-U0-G4	B3-U0-G4	B3-U0-G4	B3-U0-G5	B4-U0-G5
	Lumens per Watt	142	143	147	140	142	143	143	143	142	141
<b>T3</b>	4000K Lumens	5,986	11,695	17,450	23,057	28,568	34,186	40,430	45,809	51,099	56,576
	BUG Rating	B1-U0-G2	B2-U0-G2	B3-U0-G3	B3-U0-G4	B3-U0-G4	B3-U0-G4	B3-U0-G5	B4-U0-G5	B4-U0-G5	B4-U0-G5
	Lumens per Watt	136	138	141	135	136	137	137	137	137	135
<b>T3R</b>	4000K Lumens	6,117	11,955	17,838	23,569	29,203	34,946	41,328	46,827	52,235	57,832
	BUG Rating	B1-U0-G2	B2-U0-G2	B2-U0-G3	B3-U0-G4	B3-U0-G4	B3-U0-G5	B3-U0-G5	B3-U0-G5	B4-U0-G5	B4-U0-G5
	Lumens per Watt	139	141	144	138	139	140	140	140	140	138
<b>T4FT</b>	4000K Lumens	6,019	11,763	17,551	23,190	28,734	34,384	40,663	46,074	51,396	56,904
	BUG Rating	B1-U0-G2	B2-U0-G3	B3-U0-G4	B3-U0-G4	B3-U0-G5	B3-U0-G5	B3-U0-G5	B4-U0-G5	B4-U0-G5	B4-U0-G5
	Lumens per Watt	137	138	142	136	137	138	138	138	137	136
<b>T4W</b>	4000K Lumens	5,942	11,610	17,324	22,891	28,363	33,940	40,138	45,480	50,732	56,169
	BUG Rating	B1-U0-G2	B2-U0-G2	B3-U0-G3	B3-U0-G4	B3-U0-G4	B3-U0-G5	B4-U0-G5	B4-U0-G5	B4-U0-G5	B4-U0-G5
	Lumens per Watt	135	137	140	134	135	136	136	136	136	134
<b>SL2</b>	4000K Lumens	5,862	11,454	17,091	22,583	27,980	33,484	39,598	44,867	50,048	55,411
	BUG Rating	B1-U0-G2	B2-U0-G3	B3-U0-G4	B3-U0-G4	B3-U0-G5	B3-U0-G5	B4-U0-G5	B4-U0-G5	B4-U0-G5	B4-U0-G5
	Lumens per Watt	133	135	138	132	133	134	134	134	134	132
<b>SL3</b>	4000K Lumens	5,985	11,694	17,447	23,053	28,565	34,182	40,424	45,804	51,092	56,568
	BUG Rating	B1-U0-G2	B2-U0-G3	B2-U0-G3	B3-U0-G4	B3-U0-G5	B3-U0-G5	B3-U0-G5	B3-U0-G5	B3-U0-G5	B4-U0-G5
	Lumens per Watt	136	138	141	135	136	137	137	137	137	135
<b>SL4</b>	4000K Lumens	5,685	11,111	16,577	21,905	27,140	32,478	38,409	43,520	48,546	53,748
	BUG Rating	B1-U0-G2	B1-U0-G3	B2-U0-G4	B2-U0-G5	B3-U0-G5	B3-U0-G5	B3-U0-G5	B3-U0-G5	B3-U0-G5	B3-U0-G5
	Lumens per Watt	129	131	134	128	129	130	130	130	130	128
<b>5NQ</b>	4000K Lumens	6,172	12,061	17,997	23,778	29,462	35,256	41,694	47,242	52,699	58,347
	BUG Rating	B2-U0-G1	B3-U0-G1	B4-U0-G2	B4-U0-G2	B5-U0-G2	B5-U0-G3	B5-U0-G3	B5-U0-G3	B5-U0-G4	B5-U0-G4
	Lumens per Watt	140	142	145	139	140	142	141	141	141	139
<b>5MQ</b>	4000K Lumens	6,285	12,283	18,328	24,217	30,004	35,907	42,462	48,112	53,669	59,421
	BUG Rating	B3-U0-G1	B4-U0-G2	B4-U0-G2	B5-U0-G3	B5-U0-G3	B5-U0-G4	B5-U0-G4	B5-U0-G4	B5-U0-G5	B5-U0-G5
	Lumens per Watt	143	145	148	142	143	144	144	144	144	142
<b>5WQ</b>	4000K Lumens	6,303	12,317	18,377	24,281	30,085	36,001	42,575	48,241	53,812	59,579
	BUG Rating	B3-U0-G1	B4-U0-G2	B5-U0-G3	B5-U0-G3	B5-U0-G4	B5-U0-G4	B5-U0-G5	B5-U0-G5	B5-U0-G5	B5-U0-G5
	Lumens per Watt	143	145	148	142	143	145	144	144	144	142
<b>SLL/SLR</b>	4000K Lumens	5,260	10,276	15,332	20,259	25,101	30,037	35,522	40,249	44,898	49,708
	BUG Rating	B1-U0-G2	B2-U0-G3	B2-U0-G4	B3-U0-G4	B3-U0-G5	B3-U0-G5	B3-U0-G5	B3-U0-G5	B3-U0-G5	B3-U0-G5
	Lumens per Watt	120	121	124	118	120	121	120	121	120	119
<b>RW</b>	4000K Lumens	6,116	11,952	17,834	23,563	29,196	34,938	41,317	46,817	52,224	57,819
	BUG Rating	B3-U0-G1	B3-U0-G2	B4-U0-G2	B4-U0-G2	B5-U0-G3	B5-U0-G3	B5-U0-G3	B5-U0-G4	B5-U0-G4	B5-U0-G4
	Lumens per Watt	139	141	144	138	139	140	140	140	140	138
<b>AFL</b>	4000K Lumens	6,139	11,996	17,899	23,650	29,302	35,064	41,468	46,987	52,412	58,030
	BUG Rating	B1-U0-G1	B2-U0-G2	B2-U0-G2	B3-U0-G2	B3-U0-G3	B3-U0-G3	B3-U0-G3	B3-U0-G3	B4-U0-G4	B4-U0-G4
	Lumens per Watt	140	141	144	138	140	141	141	141	140	138

\* Nominal data for 70 CRI. \*\* For additional performance data, please reference the Galleon Supplemental Performance Guide.

## Nominal Power Lumens (600mA)

 Supplemental Performance Guide\*\*

Number of Light Squares	1	2	3	4	5	6	7	8	9	10	
<b>Nominal Power (Watts)</b>	34	66	96	129	162	193	226	257	290	323	
<b>Input Current @ 120V (A)</b>	0.30	0.58	0.86	1.16	1.44	1.73	2.03	2.33	2.59	2.89	
<b>Input Current @ 208V (A)</b>	0.17	0.34	0.49	0.65	0.84	0.99	1.14	1.30	1.48	1.63	
<b>Input Current @ 240V (A)</b>	0.15	0.30	0.43	0.56	0.74	0.87	1.00	1.13	1.30	1.43	
<b>Input Current @ 277V (A)</b>	0.14	0.28	0.41	0.52	0.69	0.81	0.93	1.04	1.22	1.33	
<b>Input Current @ 347V (A)</b>	0.11	0.19	0.30	0.39	0.49	0.60	0.69	0.77	0.90	0.99	
<b>Input Current @ 480V (A)</b>	0.08	0.15	0.24	0.30	0.38	0.48	0.53	0.59	0.71	0.77	
<b>Optics</b>											
<b>T2</b>	4000K Lumens	4,787	9,357	13,961	18,448	22,856	27,353	32,347	36,651	40,884	45,265
	BUG Rating	B1-U0-G1	B2-U0-G2	B2-U0-G3	B2-U0-G3	B3-U0-G4	B3-U0-G4	B3-U0-G4	B3-U0-G5	B3-U0-G5	B3-U0-G5
	Lumens per Watt	141	142	145	143	141	142	143	143	141	140
<b>T2R</b>	4000K Lumens	5,083	9,934	14,822	19,585	24,266	29,038	34,341	38,911	43,404	48,055
	BUG Rating	B1-U0-G1	B1-U0-G2	B2-U0-G2	B2-U0-G2	B3-U0-G3	B3-U0-G3	B3-U0-G4	B3-U0-G4	B3-U0-G4	B3-U0-G5
	Lumens per Watt	150	151	154	152	150	150	152	151	150	149
<b>T3</b>	4000K Lumens	4,880	9,537	14,231	18,803	23,296	27,878	32,970	37,358	41,671	46,137
	BUG Rating	B1-U0-G1	B2-U0-G2	B2-U0-G2	B3-U0-G3	B3-U0-G4	B3-U0-G4	B3-U0-G4	B3-U0-G5	B3-U0-G5	B4-U0-G5
	Lumens per Watt	144	145	148	146	144	144	146	145	144	143
<b>T3R</b>	4000K Lumens	4,988	9,749	14,547	19,220	23,814	28,497	33,703	38,188	42,598	47,162
	BUG Rating	B1-U0-G2	B1-U0-G2	B2-U0-G3	B2-U0-G3	B3-U0-G4	B3-U0-G4	B3-U0-G5	B3-U0-G5	B3-U0-G5	B3-U0-G5
	Lumens per Watt	147	148	152	149	147	148	149	149	147	146
<b>T4FT</b>	4000K Lumens	4,909	9,591	14,312	18,911	23,432	28,040	33,161	37,574	41,913	46,404
	BUG Rating	B1-U0-G2	B2-U0-G3	B2-U0-G3	B3-U0-G4	B3-U0-G4	B3-U0-G5	B3-U0-G5	B3-U0-G5	B3-U0-G5	B4-U0-G5
	Lumens per Watt	144	145	149	147	145	145	147	146	145	144
<b>T4W</b>	4000K Lumens	4,845	9,468	14,128	18,668	23,130	27,678	32,732	37,088	41,371	45,805
	BUG Rating	B1-U0-G2	B2-U0-G2	B2-U0-G3	B3-U0-G3	B3-U0-G4	B3-U0-G4	B3-U0-G5	B3-U0-G5	B4-U0-G5	B4-U0-G5
	Lumens per Watt	143	143	147	145	143	143	145	144	143	142
<b>SL2</b>	4000K Lumens	4,779	9,341	13,937	18,416	22,818	27,305	32,292	36,589	40,813	45,188
	BUG Rating	B1-U0-G2	B2-U0-G3	B2-U0-G3	B3-U0-G4	B3-U0-G4	B3-U0-G5	B3-U0-G5	B3-U0-G5	B4-U0-G5	B4-U0-G5
	Lumens per Watt	141	142	145	143	141	141	143	142	141	140
<b>SL3</b>	4000K Lumens	4,879	9,536	14,229	18,800	23,294	27,874	32,965	37,351	41,666	46,130
	BUG Rating	B1-U0-G2	B1-U0-G3	B2-U0-G3	B2-U0-G4	B3-U0-G4	B3-U0-G5	B3-U0-G5	B3-U0-G5	B3-U0-G5	B3-U0-G5
	Lumens per Watt	144	144	148	146	144	144	146	145	144	143
<b>SL4</b>	4000K Lumens	4,637	9,059	13,519	17,863	22,132	26,486	31,322	35,490	39,589	43,831
	BUG Rating	B1-U0-G2	B1-U0-G3	B2-U0-G4	B2-U0-G4	B2-U0-G5	B3-U0-G5	B3-U0-G5	B3-U0-G5	B3-U0-G5	B3-U0-G5
	Lumens per Watt	136	137	141	138	137	137	139	138	137	136
<b>5NQ</b>	4000K Lumens	5,033	9,835	14,676	19,392	24,026	28,751	34,002	38,526	42,975	47,581
	BUG Rating	B2-U0-G1	B3-U0-G1	B3-U0-G2	B4-U0-G2	B4-U0-G2	B4-U0-G2	B5-U0-G2	B5-U0-G3	B5-U0-G3	B5-U0-G3
	Lumens per Watt	148	149	153	150	148	149	150	150	148	147
<b>5MQ</b>	4000K Lumens	5,126	10,015	14,946	19,747	24,468	29,281	34,628	39,236	43,766	48,457
	BUG Rating	B3-U0-G1	B3-U0-G2	B4-U0-G2	B4-U0-G2	B5-U0-G3	B5-U0-G3	B5-U0-G4	B5-U0-G4	B5-U0-G4	B5-U0-G4
	Lumens per Watt	151	152	156	153	151	152	153	153	151	150
<b>5WQ</b>	4000K Lumens	5,139	10,043	14,985	19,801	24,533	29,359	34,721	39,339	43,883	48,586
	BUG Rating	B3-U0-G1	B4-U0-G2	B4-U0-G2	B5-U0-G3	B5-U0-G3	B5-U0-G4	B5-U0-G4	B5-U0-G4	B5-U0-G5	B5-U0-G5
	Lumens per Watt	151	152	156	153	151	152	154	153	151	150
<b>SLL/SLR</b>	4000K Lumens	4,289	8,380	12,502	16,520	20,469	24,494	28,967	32,823	36,613	40,537
	BUG Rating	B1-U0-G2	B1-U0-G3	B2-U0-G3	B2-U0-G4	B3-U0-G4	B3-U0-G5	B3-U0-G5	B3-U0-G5	B3-U0-G5	B3-U0-G5
	Lumens per Watt	126	127	130	128	126	127	128	128	126	126
<b>RW</b>	4000K Lumens	4,987	9,746	14,543	19,215	23,808	28,491	33,695	38,178	42,587	47,151
	BUG Rating	B2-U0-G1	B3-U0-G1	B4-U0-G2	B4-U0-G2	B4-U0-G2	B5-U0-G3	B5-U0-G3	B5-U0-G3	B5-U0-G4	B5-U0-G4
	Lumens per Watt	147	148	151	149	147	148	149	149	147	146
<b>AFL</b>	4000K Lumens	5,007	9,782	14,597	19,285	23,896	28,594	33,817	38,317	42,742	47,322
	BUG Rating	B1-U0-G1	B1-U0-G1	B2-U0-G2	B2-U0-G2	B3-U0-G2	B3-U0-G3	B3-U0-G3	B3-U0-G3	B3-U0-G3	B3-U0-G3
	Lumens per Watt	147	148	152	149	148	148	150	149	147	147

\* Nominal data for 70 CRI. \*\* For additional performance data, please reference the Galleon Supplemental Performance Guide.



## Control Options

### 0-10V (DIM)

This fixture is offered standard with 0-10V dimming driver(s). The DIM option provides 0-10V dimming wire leads for use with a lighting control panel or other control method.

### Photocontrol (BPC, PR and PR7)

Optional button-type photocontrol (BPC) and photocontrol receptacles (PR and PR7) provide a flexible solution to enable "dusk-to-dawn" lighting by sensing light levels. Advanced control systems compatible with NEMA 7-pin standards can be utilized with the PR7 receptacle.

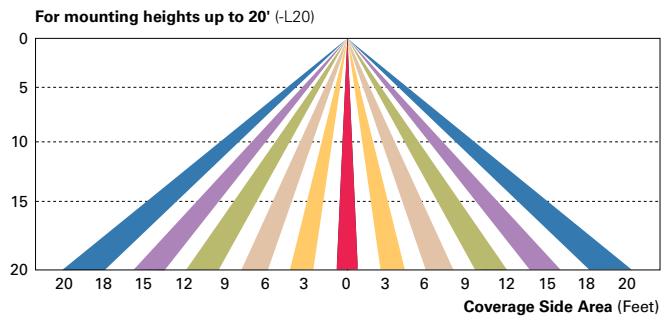
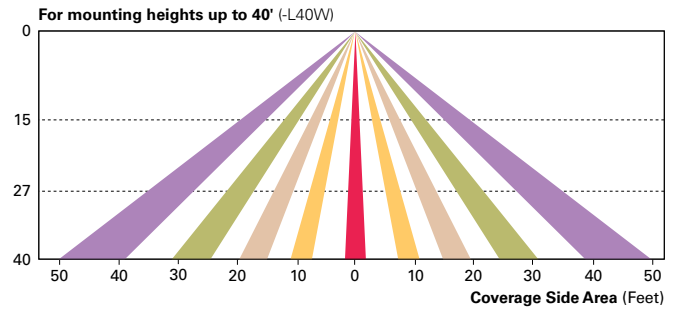
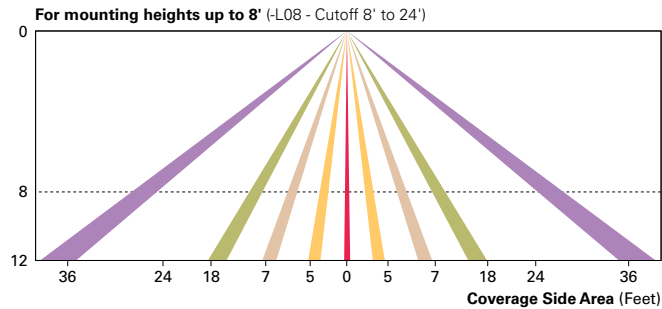
### After Hours Dim (AHD)

This feature allows photocontrol-enabled luminaires to achieve additional energy savings by dimming during scheduled portions of the night. The dimming profile will automatically take effect after a "dusk-to-dawn" period has been calculated from the photocontrol input. Specify the desired dimming profile for a simple, factory-shipped dimming solution requiring no external control wiring. Reference the After Hours Dim supplemental guide for additional information.

### Dimming Occupancy Sensor (MS/DIM-LXX, MS/X-LXX and MS-LXX)

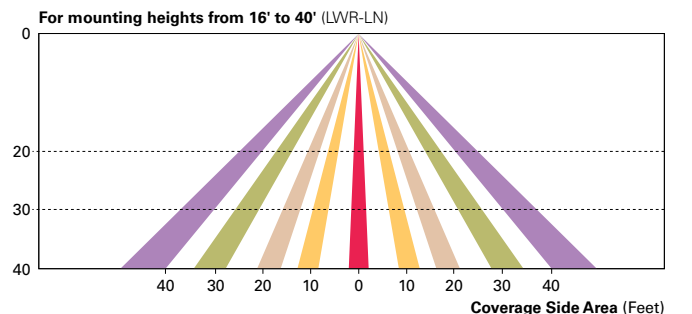
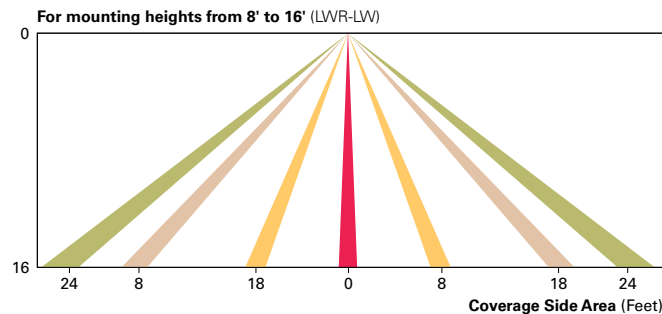
These sensors are factory installed in the luminaire housing. When the MS/DIM-LXX sensor option is selected, the occupancy sensor is connected to a dimming driver and the entire luminaire dims when there is no activity detected. When activity is detected, the luminaire returns to full light output. The MS/DIM sensor is factory preset to dim down to approximately 50 percent power with a time delay of five minutes. The MS-LXX sensor is factory preset to turn the luminaire off after five minutes of no activity. The MS/X-LXX is also preset for five minutes and only controls the specified number of light engines to maintain steady output from the remaining light engines.

These occupancy sensors includes an integral photocell that can be activated with the FSIR-100 accessory for "dusk-to-dawn" control or daylight harvesting - the factory preset is OFF. The FSIR-100 is a wireless tool utilized for changing the dimming level, time delay, sensitivity and other parameters. A variety of sensor lens are available to optimize the coverage. pattern for mounting heights from 8'-40'.



### Enlighted Wireless Control and Monitoring System (LWR-LW and LWR-LN)

Enlighted is a connected lighting solution that combines a broad selection of energy-efficient LED luminaires with a powerful integrated wireless sensor system. The sensor controls the lighting system in compliance with the latest energy codes and collects valuable data about building performance and use. Software applications turn the granular data into information through energy dashboards and specialized apps that make it simple and help optimize the use of building resources, beyond lighting.



### WaveLinx Wireless Outdoor Lighting Control Module (WOLC-7P-10A)

The 7-pin wireless outdoor lighting control module enables WaveLinx to control outdoor area, site and flood lighting. WaveLinx controls outdoor lighting using schedules to provide ON, OFF and dimming controls based on astronomic or time schedules based on a 7 day week.

### LumenSafe Integrated Network Security Camera (LD)

Cooper Lighting Solutions brings ease of camera deployment to a whole new level. No additional wiring is needed beyond providing line power to the luminaire. A variety of networking options allows security integrators to design the optimal solution for active surveillance. As the ideal solution to meet the needs for active surveillance, the LumenSafe integrated network camera is a streamlined, outdoor-ready fixed dome that provides HDTV 1080p video. This IP camera is optimally designed for deployment in the video management system or security software platform of choice.

### Synapse (DIM10)

SimplySNAP integrated wireless controls system by Synapse. Includes factory installed DIM10 Synapse control module and MS/DC motion sensor; requires additional Synapse system components for operation. Contact Synapse at [www.synapsewireless.com](http://www.synapsewireless.com) for product support, warranty and terms and conditions.