

## DESCRIPTION

The Galleonaire LED luminaire features advanced thermally conductive polymer heatsinks and open frame endcaps for a sleek aesthetic with significant weight reduction. Patented, high-efficiency AccuLED Optics™ system provides uniform and energy conscious illumination to walkways, parking lots, roadways, building areas and security lighting applications. IP66 rated and UL/cUL Listed for wet locations.

<b>Catalog #</b>		<b>Type</b>
<b>Project</b>		
<b>Comments</b>		<b>Date</b>
<b>Prepared by</b>		

## SPECIFICATION FEATURES

### Construction

Extruded aluminum driver enclosure thermally isolated from Light Squares for optimal thermal performance. Open frame die-cast aluminum end caps provide structural support for the housing and heatsinks. Thermally conductive polymer heatsinks offer significant weight reduction while fully maintaining thermal management of the Light Squares. 3G vibration tested and rated. Optional tool-less hardware available for ease of entry into electrical chamber. Housing is IP66 rated.

### Optics

Patented, high-efficiency injection-molded AccuLED Optics technology. Optics are precisely designed to shape the distribution, maximizing efficiency and application spacing. AccuLED Optics create consistent distributions with the scalability to meet customized application requirements. Offered standard in 4000K (+/- 275K) CCT 70 CRI. Optional 2700K, 3000K, 5000K and 6000K CCT.

### Electrical

LED drivers are mounted to

removable tray assembly for ease of maintenance. 120-277V 50/60Hz, 347V 60Hz or 480V 60Hz operation. 480V is compatible for use with 480V Wye systems only. Standard with 0-10V dimming. Shipped standard with Cooper Lighting Solutions proprietary circuit module designed to withstand 10kV of transient line surge. The Galleonaire LED luminaire is suitable for operation in -40°C to 40°C ambient environments. Light Squares are IP66 rated. Greater than 90% lumen maintenance expected at 60,000 hours. Available in standard 1A drive current and optional 600mA and 800mA drive currents (nominal).

### Mounting

**STANDARD ARM MOUNT:** Extruded aluminum arm includes internal bolt guides allowing for easy positioning of fixture during mounting. When mounting two or more luminaires at 90° and 120° apart, the EA extended arm may be required. Refer to the arm mounting requirement table. Round pole adapter included.

For wall mounting, specify wall mount bracket option. **QUICK MOUNT ARM:** Adapter is bolted

directly to the pole. Quick mount arm slide into place on the adapter and is secured via two screws, facilitating quick and easy installation. The versatile, patent pending, quick mount arm accommodates multiple drill patterns ranging from 1-1/2" to 4-7/8". Removal of the door on the quick mount arm enables wiring of the fixture without having to access the driver compartment. A knock-out enables round pole mounting.

### Finish

Housing finished in super durable TGIC polyester powder coat paint, 2.5 mil nominal thickness for superior protection against fade and wear. Heat sink is dark gray, non-paintable. Standard housing colors include black, bronze, grey, white, dark platinum and graphite metallic. RAL and custom color matches available. Options to meet Buy American and other domestic preference requirements.

### Warranty

Five-year warranty.



## GAA GALLEONAIRE

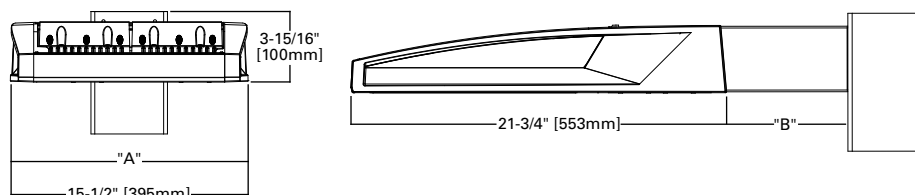
1-10 Light Squares  
Solid State LED

AREA/SITE LUMINAIRE



LumenSafe Technology  
[CLICK HERE](#)

## DIMENSIONS

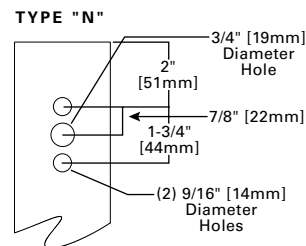


## DIMENSION DATA

Number of Light Squares	"A" Width	"B" Standard Arm Length	"B" Optional Arm Length <sup>1</sup>	Weight with Arm (lbs.)	EPA with Arm <sup>2</sup> (Sq. Ft.)
1-4	15-1/2" (394mm)	7" (178mm)	10" (254mm)	28 (12.7 kgs)	0.72
5-6	21-5/8" (549mm)	7" (178mm)	10" (254mm)	38 (16.3 kgs)	0.77
7-8	27-5/8" (702mm)	7" (178mm)	13" (330mm)	43 (19.5 kgs)	0.95
9-10	33-3/4" (857mm)	7" (178mm)	16" (406mm)	49 (22.2 kgs)	1.13

NOTES: 1. Optional arm length to be used when mounting two fixtures at 90° on a single pole. 2. EPA calculated with optional arm length.

## DRILLING PATTERN



## CERTIFICATION DATA

3G Vibration Rated  
IP66 Rated  
ISO 9001  
LM79 / LM80 Compliant  
UL/cUL Wet Location Listed

## ENERGY DATA

**Electronic LED Driver**  
>0.9 Power Factor  
<20% Total Harmonic Distortion  
120V-277V 50/60Hz  
347V, 480V 60Hz  
-40°C Min. Temperature  
40°C Max. Temperature


**ORDERING INFORMATION**

Sample Number: GAA-AF-04-LED-U-T3R-BZ

Product Family <sup>1,2</sup>	Light Engine	Number of Light Squares <sup>3</sup>	Lamp Type	Voltage	Distribution	Color	Mounting
GAA=Galleonaire BAA-GAA= Galleonaire, Buy American Act Compliant <sup>27</sup> TAA-GAA= Galleonaire, Trade Agreements Act Compliant <sup>27</sup>	AF=1A Drive Current	01=1 02=2 03=3 04=4 05=5 <sup>4</sup> 06=6 07=7 <sup>5</sup> 08=8 <sup>5</sup> 09=9 <sup>6</sup> 10=10 <sup>6</sup>	LED=Solid State Light Emitting Diodes	U=Universal (120-277V) 8=480V <sup>7,8</sup> 9=347V <sup>7</sup>	T2=Type II T2R=Type II Roadway T3=Type III T3R=Type III Roadway T4=Type IV Forward Throw T4W=Type IV Wide 5NQ=Type V Narrow 5MQ=Type V Square Medium 5WQ=Type V Square Wide SL2=Type II w/Spill Control SL3=Type III w/Spill Control SL4=Type IV w/Spill Control SLL=90° Spill Light Eliminator Left SLR=90° Spill Light Eliminator Right RW=Rectangular Wide Type I AFL=Automotive Frontline	AP=Grey BZ=Bronze BK=Black DP=Dark Platinum GM=Graphite Metallic WH=White	[Blank]=Arm for Round or Square Pole EA=Extended Arm <sup>9</sup> MA=Master Arm Adapter <sup>10</sup> WM=Wall Mount QM=Quick Mount Arm (Standard Length) <sup>11</sup> QMEA=Quick Mount Arm (Extended Length) <sup>12</sup>
<b>Options (Add as Suffix)</b>					<b>Accessories (Order Separately)<sup>28</sup></b>		
7027=70 CRI 2700K <sup>13</sup> 7030=70 CRI 3000K <sup>13</sup> 7050=70 CRI 5000K <sup>13</sup> 7060=70 CRI 6000K <sup>13</sup> 8030=80 CRI 3000K <sup>13</sup> 600=Drive Current Factory Set to 600mA <sup>14</sup> 800=Drive Current Factory Set to 800mA <sup>14</sup> 2L=Two Circuits <sup>15,17</sup> DIM=External 0-10V Dimming Leads 3=Three-Position Terminal Block P=Button Type Photocontrol (120, 208, 240 or 277V) 4=NEMA Twistlock Photocontrol Receptacle 4N7=NEMA 7-PIN Twistlock Photocontrol Receptacle AHD145=After Hours Dim, 5 Hours <sup>18</sup> AHD245=After Hours Dim, 6 Hours <sup>18</sup> AHD255=After Hours Dim, 7 Hours <sup>18</sup> AHD355=After Hours Dim, 8 Hours <sup>18</sup> MS/DIM-L08=Motion Sensor for Dimming Operation, Maximum 8' Mounting Height <sup>19</sup> MS/DIM-L20=Motion Sensor for Dimming Operation, 9' - 20' Mounting Height <sup>19</sup> MS/DIM-L40=Motion Sensor for Dimming Operation, 21' - 40' Mounting Height <sup>19</sup> MS/X-L08=Bi-Level Motion Sensor, Maximum 8' Mounting Height <sup>19,20</sup> MS/X-L20=Bi-Level Motion Sensor, 9' - 20' Mounting Height <sup>19,20</sup> MS/X-L40=Bi-Level Motion Sensor, 21' - 40' Mounting Height <sup>19,20</sup> LWR-LW=LumaWatt Pro Wireless Sensor, Wide Lens for 8' - 16' Mounting Height <sup>21</sup> LWR-LN=LumaWatt Pro Wireless Sensor, Narrow Lens for 16' - 40' Mounting Height <sup>21</sup> L90=Optics Rotated 90° Left R90=Optics Rotated 90° Right TH=Tool-less Door Hardware LCF=Light Square Trim Plate Painted to Match Housing <sup>22</sup> HSS=Factory Installed House Side Shield <sup>23</sup> CE=CE Marking <sup>24</sup> FADC=Field Adjustable Dimming Controller					OA/RA1016=NEMA Photocontrol Multi-Tap - 105-285V OA/RA1027=NEMA Photocontrol - 480V OA/RA1201=NEMA Photocontrol - 347V OA/RA1013=Photocontrol Shorting Cap OA/RA1014=120V Photocontrol SA1252=10kV Surge Module Replacement SA1036-XX=Single Tenon Adapter for 2-3/8" O.D. Tenon SA1037-XX=2 @ 180° Tenon Adapter for 2-3/8" O.D. Tenon SA1197-XX=3 @ 120° Tenon Adapter for 2-3/8" O.D. Tenon SA1188-XX=4 @ 90° Tenon Adapter for 2-3/8" O.D. Tenon SA1189-XX=2 @ 90° Tenon Adapter for 2-3/8" O.D. Tenon SA1190-XX=3 @ 90° Tenon Adapter for 2-3/8" O.D. Tenon SA1191-XX=2 @ 120° Tenon Adapter for 2-3/8" O.D. Tenon SA1038-XX=Single Tenon Adapter for 3-1/2" O.D. Tenon SA1039-XX=2 @ 180° Tenon Adapter for 3-1/2" O.D. Tenon SA1192-XX=3 @ 120° Tenon Adapter for 3-1/2" O.D. Tenon SA1193-XX=4 @ 90° Tenon Adapter for 3-1/2" O.D. Tenon SA1194-XX=2 @ 90° Tenon Adapter for 3-1/2" O.D. Tenon SA1195-XX=3 @ 90° Tenon Adapter for 3-1/2" O.D. Tenon FSIR-100=Wireless Configuration Tool for Occupancy Sensor <sup>25</sup> GLEON-QM=Quick Mount Arm Kit <sup>11</sup> GLEON-QMEA=Quick Mount Extended Length Arm Kit <sup>12</sup> LS/HSS=Field Installed House Side Shield <sup>25,26</sup>		

- NOTES:**
- Customer is responsible for engineering analysis to confirm pole and fixture compatibility for all applications. Refer to our white paper WP513001EN.
  - Reserved
  - Standard 4000K CCT and minimum 70 CRI.
  - Not compatible with MS/4-LXX or MS/1-LXX sensors.
  - Not compatible with extended quick mount arm (QMEA).
  - Not compatible with standard quick mount arm (QM) or extended quick mount arm (QMEA).
  - Requires the use of a step down transformer when combined with sensor options. Not available with sensor at 1200mA. Not available in combination with the HA high ambient and sensor options at 1A.
  - Only for use with 480V Wye systems. Per NEC, not for use with ungrounded systems, impedance grounded systems or corner grounded systems (commonly known as Three Phase Three Wire Delta, Three Phase High Leg Delta and Three Phase Corner Grounded Delta systems).
  - May be required when two or more luminaires are oriented on a 90° or 120° drilling pattern. Refer to arm mounting requirement table.
  - Factory installed.
  - Maximum 8 light squares.
  - Maximum 6 light squares.
  - Use dedicated IES files for 2700K, 3000K, 5000K, 6000K when performing layouts. These files are published on the Galleonaire luminaire product page on the website.
  - 1 Amp standard. Use dedicated IES files for 600mA and 800mA when performing layouts. These files are published on the Galleonaire luminaire product page on the website.
  - Reserved
  - 2L is not available with MS/X or MS/DIM at 347V or 480V.
  - Not available with LumaWatt Pro wireless sensors.
  - Requires the use of P photocontrol or the 4N7 or 4 photocontrol receptacle with photocontrol accessory. See After Hours Dim supplemental guide for additional information.
  - The FSIR-100 accessory is required to adjust parameters.
  - Available in 2, 3, 4 or 6 Light Square configurations. Replace "X" with number of Light Squares in low output mode. Not available with dimming leads. No terminal block with bi-level operation.
  - LumaWatt Pro wireless sensors are factory installed only requiring network components LWP-EM-1, LWP-GW-1, and LWP-PE8 in appropriate quantities. See www.cooperlighting.com for LumaWatt Pro application information.
  - Not available with house side shield (HSS).
  - Only for use with SL2, SL3, SL4 and AFL distributions. The Light Square trim plate is painted black when the HSS option is selected.
  - CE is not available with the LWR, MS, MS/X, MS/DIM, P, 4 or 4N7 options. Available in 120-277V only.
  - This tool enables adjustment of parameters including high and low modes, sensitivity, time delay, and cutoff.
  - One required for each Light Square.
  - Only product configurations with these designated prefixes are built to be compliant with the Buy American Act of 1933 (BAA) or Trade Agreements Act of 1979 (TAA), respectively. Please refer to [DOMESTIC PREFERENCES](#) website for more information. Components shipped separately may be separately analyzed under domestic preference requirements.
  - Accessories sold separately will be separately analyzed under domestic preference requirements. Consult factory for further information.

**LumenSafe Integrated Network Security Camera Technology Options (Add as Suffix)**

Product Family	Camera Type	Data Backhaul
L=LumenSafe Technology* 	D=Dome Camera, Standard H=Dome Camera, Hi-Res Z=Dome Camera, Remote PTZ	C=Cellular, Customer Installed SIM Card A=Cellular, Factory Installed AT&T SIM Card V=Cellular, Factory Installed Verizon SIM Card S=Cellular, Factory Installed Sprint SIM Card R=Cellular, Factory Installed Rogers SIM Card W=Wi-Fi Networking w/ Omni-Directional Antenna E=Ethernet Networking

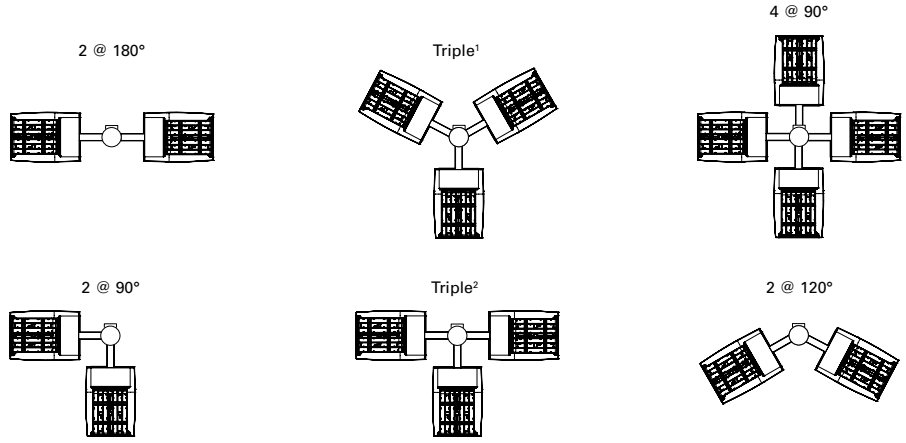
\*Consult LumenSafe system pages for additional details and compatibility. Not available with 9-10 light square housing. Not available with 347V, 480V or high ambient options.



Cooper Lighting Solutions  
 1121 Highway 74 South  
 Peachtree City, GA 30269  
 P: 770-486-4800  
 www.cooperlighting.com  
 Specifications and dimensions subject to change without notice.

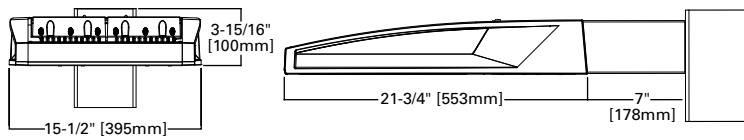
**ARM MOUNTING REQUIREMENTS**

Configuration	90° Apart	120° Apart
GLNA-AF-01	7" Arm (Standard)	7" Arm (Standard)
GLNA-AF-02	7" Arm (Standard)	7" Arm (Standard)
GLNA-AF-03	7" Arm (Standard)	7" Arm (Standard)
GLNA-AF-04	7" Arm (Standard)	7" Arm (Standard)
GLNA-AF-05	10" Extended Arm (Required)	7" Arm (Standard)
GLNA-AF-06	10" Extended Arm (Required)	7" Arm (Standard)
GLNA-AF-07	13" Extended Arm (Required)	13" Extended Arm (Required)
GLNA-AF-08	13" Extended Arm (Required)	13" Extended Arm (Required)
GLNA-AF-09	16" Extended Arm (Required)	16" Extended Arm (Required)
GLNA-AF-10	16" Extended Arm (Required)	16" Extended Arm (Required)

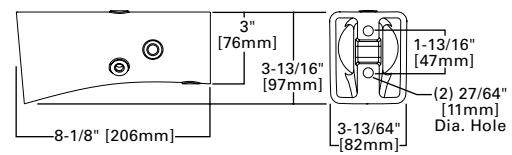


NOTES: 1 Round poles are 3 @ 120°. Square poles are 3 @ 90°. 2 Round poles are 3 @ 90°.

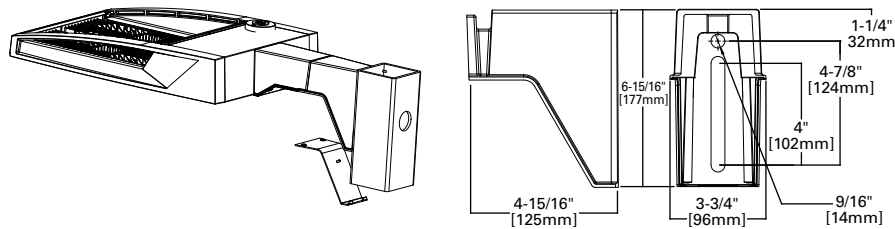
**STANDARD WALL MOUNT**



**MAST ARM MOUNT**

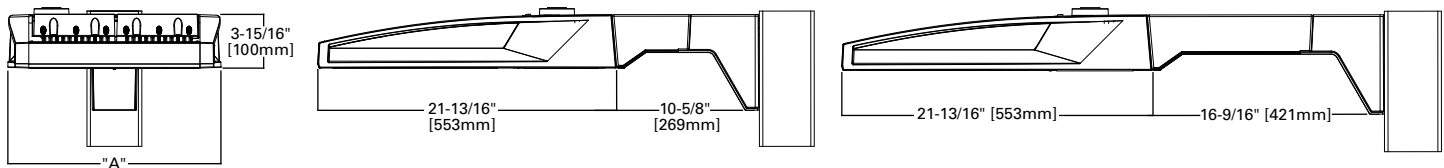


**QUICK MOUNT ARM (INCLUDES FIXTURE ADAPTER)**



QM Quick Mount Arm (Standard)

QMEA Quick Mount Arm (Extended)

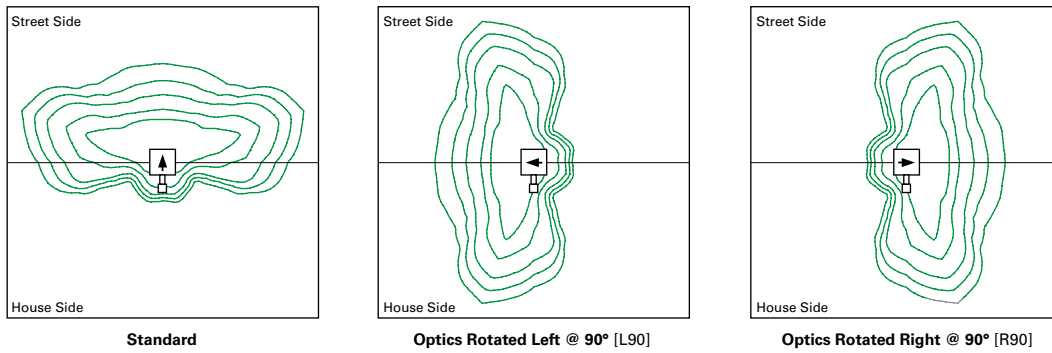


**QUICK MOUNT ARM DATA**

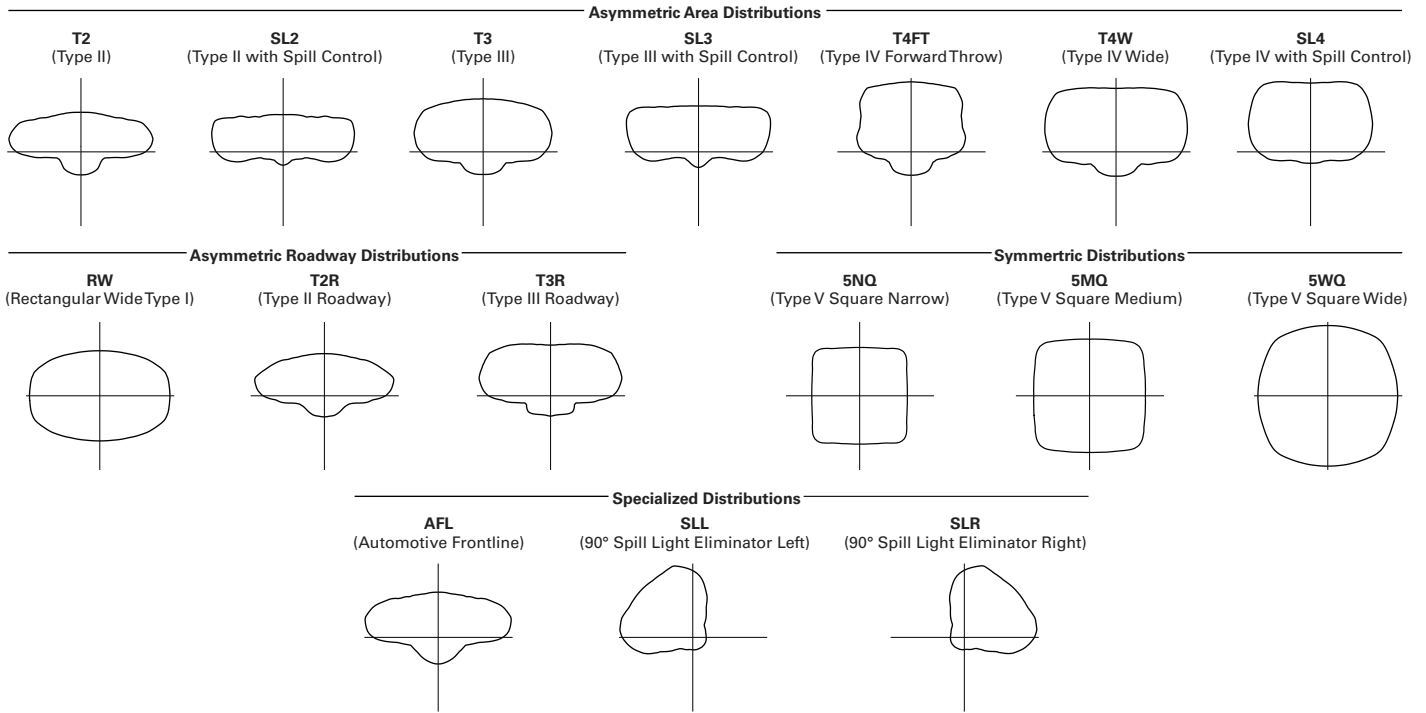
Number of Light Squares <sup>1,2</sup>	"A" Width	Weight with QM Arm (lbs.)	Weight with QMEA Arm (lbs.)	EPA with Arm <sup>2</sup> (Sq. Ft.)
1-4	15-1/2" (394mm)	30 (13.6 kgs)	33 (15 kgs)	0.96
5-6 <sup>3</sup>	21-5/8" (549mm)	38 (17.2 kgs)	41 (18.6 kgs)	
7-8 <sup>4</sup>	27-5/8" (702mm)	45 (20.4 kgs)	--	

NOTES: 1. Optional arm length to be used when mounting two fixtures at 90° on a single pole. 2. EPA calculated with standard arm length. 3. QMEA arm to be used when mounting two fixtures at 90° on a single pole. 4. QM options not available for 90° or 120° configuration on a single pole.

**OPTIC ORIENTATION**



**OPTICAL DISTRIBUTIONS**

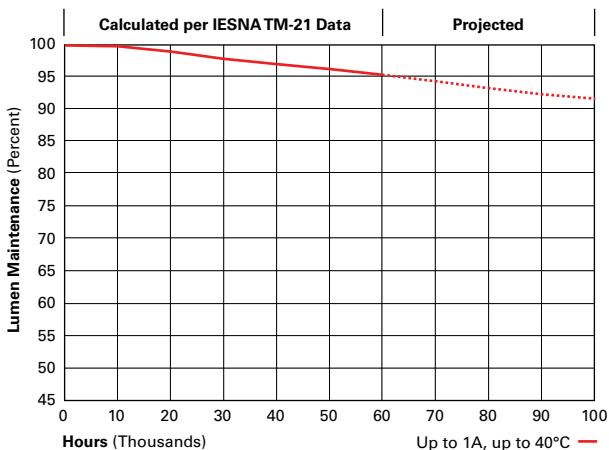


**LUMEN MAINTENANCE**

Drive Current	Ambient Temperature	TM-21 Lumen Maintenance (60,000 Hours)	Projected L70 (Hours)
Up to 1A	Up to 40°C	> 95%	416,000

**LUMEN MULTIPLIER**

Ambient Temperature	Lumen Multiplier
0°C	1.02
10°C	1.01
25°C	1.00
40°C	0.99



**NOMINAL POWER LUMENS (1A)**

Number of Light Squares	1	2	3	4	5	6	7	8	9	10	
<b>Nominal Power (Watts)</b>	59	113	166	225	279	333	391	445	501	558	
<b>Input Current @ 120V (A)</b>	0.51	1.02	1.53	2.03	2.55	3.06	3.56	4.08	4.60	5.07	
<b>Input Current @ 208V (A)</b>	0.29	0.56	0.82	1.11	1.37	1.64	1.93	2.19	2.46	2.75	
<b>Input Current @ 240V (A)</b>	0.26	0.48	0.71	0.96	1.19	0.41	1.67	1.89	2.12	2.39	
<b>Input Current @ 277V (A)</b>	0.23	0.42	0.61	0.83	1.03	1.23	1.45	1.65	1.84	2.09	
<b>Input Current @ 347V (A)</b>	0.17	0.32	0.50	0.64	0.82	1.00	1.14	1.32	1.50	1.68	
<b>Input Current @ 480V (A)</b>	0.14	0.24	0.37	0.48	0.61	0.75	0.91	0.99	1.12	1.28	
<b>Optics</b>											
<b>T2</b>	4000K/5000K Lumens	6,095	11,910	17,772	23,482	29,095	34,817	41,175	46,653	52,041	57,618
	3000K Lumens	5,763	11,261	16,803	22,202	27,509	32,920	38,931	44,111	49,205	54,478
	BUG Rating	B1-U0-G1	B1-U0-G2	B2-U0-G2	B2-U0-G2	B3-U0-G3	B3-U0-G3	B3-U0-G4	B3-U0-G4	B3-U0-G4	B3-U0-G4
<b>T2R</b>	4000K/5000K Lumens	6,470	12,642	18,864	24,926	30,884	36,958	43,707	49,522	55,241	61,161
	3000K Lumens	6,117	11,953	17,836	23,568	29,201	34,944	41,325	46,823	52,231	57,828
	BUG Rating	B1-U0-G1	B1-U0-G2	B2-U0-G2	B2-U0-G2	B2-U0-G3	B3-U0-G3	B3-U0-G3	B3-U0-G4	B3-U0-G4	B3-U0-G4
<b>T3</b>	4000K/5000K Lumens	6,212	12,139	18,114	23,934	29,654	35,487	41,967	47,550	53,042	58,726
	3000K Lumens	5,874	11,477	17,126	22,629	28,038	33,553	39,680	44,959	50,152	55,526
	BUG Rating	B1-U0-G1	B1-U0-G2	B2-U0-G2	B2-U0-G3	B3-U0-G3	B3-U0-G4	B3-U0-G4	B3-U0-G4	B3-U0-G5	B3-U0-G5
<b>T3R</b>	4000K/5000K Lumens	6,350	12,408	18,515	24,464	30,311	36,273	42,897	48,604	54,218	60,028
	3000K Lumens	6,004	11,732	17,506	23,131	28,660	34,296	40,559	45,955	51,263	56,757
	BUG Rating	B1-U0-G1	B1-U0-G2	B2-U0-G2	B2-U0-G3	B2-U0-G3	B3-U0-G4	B3-U0-G4	B3-U0-G4	B3-U0-G5	B3-U0-G5
<b>T4FT</b>	4000K/5000K Lumens	6,249	12,210	18,220	24,074	29,828	35,695	42,213	47,829	53,353	59,071
	3000K Lumens	5,908	11,545	17,227	22,762	28,203	33,749	39,912	45,223	50,446	55,852
	BUG Rating	B1-U0-G1	B1-U0-G2	B2-U0-G2	B2-U0-G3	B2-U0-G4	B3-U0-G4	B3-U0-G4	B3-U0-G5	B3-U0-G5	B3-U0-G5
<b>T4W</b>	4000K/5000K Lumens	6,168	12,052	17,984	23,763	29,442	35,233	41,667	47,210	52,663	58,307
	3000K Lumens	5,832	11,395	17,004	22,468	27,838	33,313	39,396	44,638	49,793	55,129
	BUG Rating	B1-U0-G1	B1-U0-G2	B2-U0-G2	B2-U0-G3	B3-U0-G4	B3-U0-G4	B3-U0-G4	B3-U0-G5	B3-U0-G5	B3-U0-G5
<b>SL2</b>	4000K/5000K Lumens	6,084	11,889	17,741	23,441	29,044	34,756	41,103	46,571	51,950	57,517
	3000K Lumens	5,753	11,241	16,774	22,164	27,461	32,862	38,863	44,034	49,119	54,383
	BUG Rating	B1-U0-G1	B1-U0-G2	B2-U0-G3	B2-U0-G3	B3-U0-G3	B3-U0-G4	B3-U0-G4	B3-U0-G4	B3-U0-G5	B3-U0-G5
<b>SL3</b>	4000K/5000K Lumens	6,211	12,137	18,111	23,930	29,650	35,481	41,961	47,544	53,035	58,718
	3000K Lumens	5,873	11,476	17,124	22,626	28,034	33,548	39,674	44,953	50,145	55,518
	BUG Rating	B1-U0-G1	B1-U0-G2	B2-U0-G3	B2-U0-G3	B2-U0-G3	B3-U0-G4	B3-U0-G4	B3-U0-G4	B3-U0-G5	B3-U0-G5
<b>SL4</b>	4000K/5000K Lumens	5,901	11,532	17,207	22,736	28,170	33,711	39,867	45,171	50,388	55,788
	3000K Lumens	5,580	10,903	16,269	21,497	26,635	31,874	37,694	42,710	47,642	52,748
	BUG Rating	B1-U0-G2	B1-U0-G2	B1-U0-G3	B1-U0-G3	B2-U0-G4	B2-U0-G4	B2-U0-G4	B2-U0-G5	B3-U0-G5	B3-U0-G5
<b>5NQ</b>	4000K/5000K Lumens	6,407	12,519	18,681	24,683	30,583	36,598	43,281	49,039	54,703	60,565
	3000K Lumens	6,058	11,837	17,663	23,338	28,916	34,603	40,922	46,367	51,722	57,265
	BUG Rating	B2-U0-G1	B3-U0-G1	B3-U0-G2	B3-U0-G2	B4-U0-G2	B4-U0-G2	B4-U0-G2	B5-U0-G2	B5-U0-G3	B5-U0-G3
<b>5MQ</b>	4000K/5000K Lumens	6,525	12,750	19,025	25,138	31,146	37,272	44,079	49,943	55,712	61,682
	3000K Lumens	6,169	12,055	17,988	23,768	29,449	35,241	41,677	47,222	52,676	58,320
	BUG Rating	B3-U0-G1	B3-U0-G2	B4-U0-G2	B4-U0-G2	B4-U0-G2	B5-U0-G3	B5-U0-G3	B5-U0-G4	B5-U0-G4	B5-U0-G4
<b>5WQ</b>	4000K/5000K Lumens	6,542	12,783	19,074	25,203	31,227	37,369	44,193	50,072	55,856	61,841
	3000K Lumens	6,185	12,086	18,035	23,830	29,525	35,332	41,784	47,344	52,812	58,471
	BUG Rating	B3-U0-G1	B3-U0-G2	B4-U0-G2	B4-U0-G2	B5-U0-G3	B5-U0-G3	B5-U0-G4	B5-U0-G4	B5-U0-G4	B5-U0-G4
<b>SLL/SLR</b>	4000K/5000K Lumens	5,459	10,667	15,918	21,032	26,059	31,185	36,879	41,786	46,612	51,607
	3000K Lumens	5,162	10,086	15,050	19,886	24,639	29,485	34,870	39,509	44,072	48,795
	BUG Rating	B1-U0-G1	B1-U0-G2	B1-U0-G3	B2-U0-G3	B2-U0-G3	B2-U0-G4	B3-U0-G4	B3-U0-G4	B3-U0-G5	B3-U0-G5
<b>RW</b>	4000K/5000K Lumens	6,349	12,406	18,512	24,461	30,307	36,268	42,891	48,597	54,210	60,019
	3000K Lumens	6,003	11,730	17,503	23,128	28,655	34,291	40,553	45,949	51,256	56,749
	BUG Rating	B2-U0-G1	B3-U0-G1	B3-U0-G2	B4-U0-G2	B4-U0-G2	B4-U0-G2	B4-U0-G2	B5-U0-G3	B5-U0-G3	B5-U0-G3
<b>AFL</b>	4000K/5000K Lumens	6,372	12,451	18,580	24,550	30,417	36,400	43,047	48,774	54,407	60,238
	3000K Lumens	6,025	11,773	17,567	23,212	28,760	34,416	40,701	46,116	51,442	56,955
	BUG Rating	B1-U0-G1	B1-U0-G1	B2-U0-G2	B2-U0-G2	B2-U0-G2	B3-U0-G2	B3-U0-G3	B3-U0-G3	B3-U0-G3	B3-U0-G3

\* Nominal data for 70 CRI.



Cooper Lighting Solutions  
 1121 Highway 74 South  
 Peachtree City, GA 30269  
 P: 770-486-4800  
 www.cooperlighting.com

Specifications and dimensions subject to change without notice.

**NOMINAL POWER LUMENS (800MA)**

Number of Light Squares	1	2	3	4	5	6	7	8	9	10	
<b>Nominal Power (Watts)</b>	44	85	124	171	210	249	295	334	374	419	
<b>Input Current @ 120V (A)</b>	0.39	0.77	1.13	1.54	1.90	2.26	2.67	3.03	3.39	3.80	
<b>Input Current @ 208V (A)</b>	0.22	0.44	0.62	0.88	1.06	1.24	1.50	1.68	1.87	2.12	
<b>Input Current @ 240V (A)</b>	0.19	0.38	0.54	0.76	0.92	1.08	1.30	1.46	1.62	1.84	
<b>Input Current @ 277V (A)</b>	0.17	0.36	0.47	0.72	0.83	0.95	1.19	1.31	1.42	1.67	
<b>Input Current @ 347V (A)</b>	0.15	0.24	0.38	0.49	0.63	0.77	0.87	1.01	1.15	1.52	
<b>Input Current @ 480V (A)</b>	0.11	0.18	0.29	0.37	0.48	0.59	0.66	0.77	0.88	0.96	
<b>Optics</b>											
<b>T2</b>	4000K/5000K Lumens	4,924	9,622	14,357	18,971	23,505	28,128	33,264	37,690	42,043	46,549
	3000K Lumens	4,656	9,097	13,575	17,937	22,224	26,595	31,452	35,636	39,752	44,012
	BUG Rating	B1-U0-G1	B1-U0-G2	B2-U0-G2	B2-U0-G2	B3-U0-G3	B3-U0-G3	B3-U0-G4	B3-U0-G4	B3-U0-G4	B3-U0-G4
<b>T2R</b>	4000K/5000K Lumens	5,227	10,213	15,240	20,137	24,950	29,857	35,310	40,008	44,629	49,411
	3000K Lumens	4,942	9,657	14,410	19,040	23,591	28,230	33,386	37,827	42,196	46,718
	BUG Rating	B1-U0-G1	B1-U0-G2	B2-U0-G2	B2-U0-G2	B2-U0-G3	B3-U0-G3	B3-U0-G3	B3-U0-G4	B3-U0-G4	B3-U0-G4
<b>T3</b>	4000K/5000K Lumens	5,019	9,807	14,634	19,336	23,957	28,669	33,904	38,415	42,852	47,444
	3000K Lumens	4,745	9,272	13,836	18,282	22,652	27,107	32,057	36,322	40,517	44,859
	BUG Rating	B1-U0-G1	B1-U0-G2	B2-U0-G2	B2-U0-G3	B3-U0-G3	B3-U0-G4	B3-U0-G4	B3-U0-G4	B3-U0-G5	B3-U0-G5
<b>T3R</b>	4000K/5000K Lumens	5,130	10,024	14,958	19,764	24,488	29,304	34,656	39,266	43,801	48,495
	3000K Lumens	4,850	9,478	14,143	18,687	23,153	27,707	32,767	37,126	41,415	45,853
	BUG Rating	B1-U0-G1	B1-U0-G2	B2-U0-G2	B2-U0-G3	B2-U0-G3	B3-U0-G4	B3-U0-G4	B3-U0-G4	B3-U0-G5	B3-U0-G5
<b>T4FT</b>	4000K/5000K Lumens	5,048	9,864	14,719	19,449	24,098	28,837	34,103	38,640	43,103	47,722
	3000K Lumens	4,773	9,327	13,917	18,389	22,784	27,265	32,245	36,534	40,754	45,121
	BUG Rating	B1-U0-G1	B1-U0-G2	B2-U0-G2	B2-U0-G3	B2-U0-G4	B3-U0-G4	B3-U0-G4	B3-U0-G5	B3-U0-G5	B3-U0-G5
<b>T4W</b>	4000K/5000K Lumens	4,983	9,737	14,529	19,197	23,786	28,464	33,662	38,140	42,546	47,105
	3000K Lumens	4,711	9,206	13,737	18,151	22,490	26,913	31,827	36,062	40,227	44,538
	BUG Rating	B1-U0-G1	B1-U0-G2	B2-U0-G2	B2-U0-G3	B3-U0-G4	B3-U0-G4	B3-U0-G4	B3-U0-G5	B3-U0-G5	B3-U0-G5
<b>SL2</b>	4000K/5000K Lumens	4,915	9,605	14,332	18,937	23,464	28,079	33,206	37,624	41,970	46,467
	3000K Lumens	4,648	9,082	13,551	17,905	22,185	26,549	31,397	35,574	39,683	43,935
	BUG Rating	B1-U0-G1	B1-U0-G2	B2-U0-G3	B2-U0-G3	B3-U0-G3	B3-U0-G4	B3-U0-G4	B3-U0-G4	B3-U0-G5	B3-U0-G5
<b>SL3</b>	4000K/5000K Lumens	5,018	9,805	14,631	19,333	23,954	28,665	33,899	38,410	42,846	47,437
	3000K Lumens	4,745	9,271	13,834	18,279	22,648	27,103	32,052	36,316	40,511	44,852
	BUG Rating	B1-U0-G1	B1-U0-G2	B2-U0-G3	B2-U0-G3	B2-U0-G3	B3-U0-G4	B3-U0-G4	B3-U0-G4	B3-U0-G5	B3-U0-G5
<b>SL4</b>	4000K/5000K Lumens	4,768	9,316	13,901	18,368	22,758	27,234	32,208	36,493	40,708	45,070
	3000K Lumens	4,508	8,808	13,144	17,367	21,518	25,750	30,453	34,504	38,489	42,614
	BUG Rating	B1-U0-G2	B1-U0-G2	B1-U0-G3	B1-U0-G3	B2-U0-G4	B2-U0-G4	B2-U0-G4	B2-U0-G5	B3-U0-G5	B3-U0-G5
<b>5NQ</b>	4000K/5000K Lumens	5,176	10,114	15,092	19,941	24,707	29,566	34,966	39,618	44,194	48,929
	3000K Lumens	4,894	9,563	14,269	18,854	23,361	27,955	33,060	37,459	41,785	46,263
	BUG Rating	B2-U0-G1	B3-U0-G1	B3-U0-G2	B3-U0-G2	B4-U0-G2	B4-U0-G2	B4-U0-G2	B5-U0-G2	B5-U0-G3	B5-U0-G3
<b>5MQ</b>	4000K/5000K Lumens	5,271	10,300	15,370	20,309	25,163	30,112	35,610	40,348	45,008	49,831
	3000K Lumens	4,984	9,739	14,532	19,202	23,791	28,471	33,670	38,149	42,556	47,116
	BUG Rating	B3-U0-G1	B3-U0-G2	B4-U0-G2	B4-U0-G2	B4-U0-G2	B5-U0-G3	B5-U0-G3	B5-U0-G4	B5-U0-G4	B5-U0-G4
<b>5WQ</b>	4000K/5000K Lumens	5,285	10,327	15,410	20,361	25,228	30,189	35,702	40,452	45,125	49,960
	3000K Lumens	4,997	9,764	14,570	19,251	23,853	28,544	33,757	38,248	42,666	47,238
	BUG Rating	B3-U0-G1	B3-U0-G2	B4-U0-G2	B4-U0-G2	B5-U0-G3	B5-U0-G3	B5-U0-G4	B5-U0-G4	B5-U0-G4	B5-U0-G4
<b>SLL/SLR</b>	4000K/5000K Lumens	4,410	8,618	12,860	16,991	21,053	25,193	29,794	33,758	37,657	41,692
	3000K Lumens	4,170	8,148	12,159	16,066	19,906	23,820	28,170	31,918	35,605	39,420
	BUG Rating	B1-U0-G1	B1-U0-G2	B1-U0-G3	B2-U0-G3	B2-U0-G3	B2-U0-G4	B3-U0-G4	B3-U0-G4	B3-U0-G5	B3-U0-G5
<b>RW</b>	4000K/5000K Lumens	5,129	10,023	14,956	19,761	24,485	29,300	34,651	39,261	43,795	48,488
	3000K Lumens	4,850	9,477	14,141	18,684	23,150	27,703	32,762	37,121	41,409	45,846
	BUG Rating	B2-U0-G1	B3-U0-G1	B3-U0-G2	B4-U0-G2	B4-U0-G2	B4-U0-G2	B4-U0-G2	B5-U0-G3	B5-U0-G3	B5-U0-G3
<b>AFL</b>	4000K/5000K Lumens	5,148	10,059	15,010	19,833	24,574	29,407	34,777	39,404	43,955	48,665
	3000K Lumens	4,867	9,511	14,192	18,752	23,234	27,804	32,882	37,256	41,559	46,013
	BUG Rating	B1-U0-G1	B1-U0-G1	B2-U0-G2	B2-U0-G2	B2-U0-G2	B3-U0-G2	B3-U0-G3	B3-U0-G3	B3-U0-G3	B3-U0-G3

\* Nominal data for 70 CRI.



Cooper Lighting Solutions  
 1121 Highway 74 South  
 Peachtree City, GA 30269  
 P: 770-486-4800  
 www.cooperlighting.com

Specifications and dimensions subject to change without notice.



**NOMINAL POWER LUMENS (600MA)**

Number of Light Squares	1	2	3	4	5	6	7	8	9	10	
<b>Nominal Power (Watts)</b>	34	66	96	129	162	193	226	257	290	323	
<b>Input Current @ 120V (A)</b>	0.30	0.58	0.86	1.16	1.44	1.73	2.03	2.33	2.59	2.89	
<b>Input Current @ 208V (A)</b>	0.17	0.34	0.49	0.65	0.84	0.99	1.14	1.30	1.48	1.63	
<b>Input Current @ 240V (A)</b>	0.15	0.30	0.43	0.56	0.74	0.87	1.00	1.13	1.30	1.43	
<b>Input Current @ 277V (A)</b>	0.14	0.28	0.41	0.52	0.69	0.81	0.93	1.04	1.22	1.33	
<b>Input Current @ 347V (A)</b>	0.11	0.19	0.30	0.39	0.49	0.60	0.69	0.77	0.90	0.99	
<b>Input Current @ 480V (A)</b>	0.08	0.15	0.24	0.30	0.38	0.48	0.53	0.59	0.71	0.77	
<b>Optics</b>											
<b>T2</b>	4000K/5000K Lumens	4,015	7,846	11,707	15,469	19,166	22,936	27,125	30,733	34,283	37,957
	3000K Lumens	3,796	7,418	11,069	14,626	18,122	21,686	25,646	29,059	32,415	35,888
	BUG Rating	B1-U0-G1	B1-U0-G2	B2-U0-G2	B2-U0-G2	B3-U0-G3	B3-U0-G3	B3-U0-G4	B3-U0-G4	B3-U0-G4	B3-U0-G4
<b>T2R</b>	4000K/5000K Lumens	4,262	8,328	12,427	16,420	20,345	24,346	28,792	32,623	36,391	40,291
	3000K Lumens	4,030	7,874	11,750	15,525	19,236	23,020	27,223	30,845	34,408	38,095
	BUG Rating	B1-U0-G1	B1-U0-G2	B2-U0-G2	B2-U0-G2	B2-U0-G3	B3-U0-G3	B3-U0-G3	B3-U0-G4	B3-U0-G4	B3-U0-G4
<b>T3</b>	4000K/5000K Lumens	4,092	7,997	11,933	15,767	19,535	23,377	27,646	31,324	34,942	38,687
	3000K Lumens	3,869	7,561	11,282	14,907	18,471	22,103	26,140	29,617	33,038	36,579
	BUG Rating	B1-U0-G1	B1-U0-G2	B2-U0-G2	B2-U0-G3	B3-U0-G3	B3-U0-G4	B3-U0-G4	B3-U0-G4	B3-U0-G5	B3-U0-G5
<b>T3R</b>	4000K/5000K Lumens	4,183	8,174	12,197	16,116	19,968	23,895	28,259	32,019	35,717	39,544
	3000K Lumens	3,955	7,728	11,532	15,238	18,880	22,593	26,719	30,274	33,770	37,389
	BUG Rating	B1-U0-G1	B1-U0-G2	B2-U0-G2	B2-U0-G3	B2-U0-G3	B3-U0-G4	B3-U0-G4	B3-U0-G4	B3-U0-G5	B3-U0-G5
<b>T4FT</b>	4000K/5000K Lumens	4,116	8,044	12,002	15,859	19,650	23,514	27,808	31,508	35,147	38,914
	3000K Lumens	3,892	7,605	11,348	14,995	18,579	22,233	26,293	29,791	33,232	36,793
	BUG Rating	B1-U0-G1	B1-U0-G2	B2-U0-G2	B2-U0-G3	B2-U0-G4	B3-U0-G4	B3-U0-G4	B3-U0-G5	B3-U0-G5	B3-U0-G5
<b>T4W</b>	4000K/5000K Lumens	4,063	7,940	11,847	15,654	19,395	23,210	27,449	31,101	34,693	38,410
	3000K Lumens	3,842	7,507	11,202	14,801	18,339	21,945	25,953	29,406	32,802	36,317
	BUG Rating	B1-U0-G1	B1-U0-G2	B2-U0-G2	B2-U0-G3	B3-U0-G4	B3-U0-G4	B3-U0-G4	B3-U0-G5	B3-U0-G5	B3-U0-G5
<b>SL2</b>	4000K/5000K Lumens	4,008	7,832	11,687	15,442	19,133	22,896	27,077	30,680	34,223	37,890
	3000K Lumens	3,790	7,405	11,050	14,601	18,090	21,648	25,602	29,008	32,358	35,826
	BUG Rating	B1-U0-G1	B1-U0-G2	B2-U0-G3	B2-U0-G3	B3-U0-G3	B3-U0-G4	B3-U0-G4	B3-U0-G4	B3-U0-G5	B3-U0-G5
<b>SL3</b>	4000K/5000K Lumens	4,092	7,996	11,931	15,764	19,532	23,374	27,642	31,320	34,937	38,681
	3000K Lumens	3,869	7,560	11,281	14,905	18,468	22,100	26,136	29,613	33,034	36,573
	BUG Rating	B1-U0-G1	B1-U0-G2	B2-U0-G3	B2-U0-G3	B2-U0-G3	B3-U0-G4	B3-U0-G4	B3-U0-G4	B3-U0-G5	B3-U0-G5
<b>SL4</b>	4000K/5000K Lumens	3,888	7,597	11,335	14,978	18,558	22,208	26,263	29,757	33,194	36,751
	3000K Lumens	3,676	7,183	10,718	14,162	17,546	20,997	24,832	28,135	31,385	34,748
	BUG Rating	B1-U0-G2	B1-U0-G2	B1-U0-G3	B1-U0-G3	B2-U0-G4	B2-U0-G4	B2-U0-G4	B2-U0-G5	B3-U0-G5	B3-U0-G5
<b>5NQ</b>	4000K/5000K Lumens	4,220	8,247	12,306	16,260	20,147	24,109	28,512	32,305	36,036	39,898
	3000K Lumens	3,991	7,798	11,635	15,374	19,049	22,795	26,958	30,545	34,073	37,724
	BUG Rating	B2-U0-G1	B3-U0-G1	B3-U0-G2	B3-U0-G2	B4-U0-G2	B4-U0-G2	B4-U0-G2	B5-U0-G2	B5-U0-G3	B5-U0-G3
<b>5MQ</b>	4000K/5000K Lumens	4,298	8,399	12,533	16,560	20,518	24,554	29,037	32,901	36,701	40,634
	3000K Lumens	4,064	7,941	11,850	15,658	19,400	23,216	27,455	31,108	34,701	38,419
	BUG Rating	B3-U0-G1	B3-U0-G2	B4-U0-G2	B4-U0-G2	B4-U0-G2	B5-U0-G3	B5-U0-G3	B5-U0-G4	B5-U0-G4	B5-U0-G4
<b>5WQ</b>	4000K/5000K Lumens	4,309	8,421	12,565	16,603	20,571	24,617	29,113	32,986	36,796	40,739
	3000K Lumens	4,075	7,962	11,881	15,698	19,450	23,276	27,526	31,188	34,791	38,519
	BUG Rating	B3-U0-G1	B3-U0-G2	B4-U0-G2	B4-U0-G2	B5-U0-G3	B5-U0-G3	B5-U0-G4	B5-U0-G4	B5-U0-G4	B5-U0-G4
<b>SLL/SLR</b>	4000K/5000K Lumens	3,596	7,027	10,486	13,855	17,167	20,543	24,295	27,527	30,706	33,997
	3000K Lumens	3,400	6,644	9,915	13,100	16,231	19,424	22,971	26,027	29,033	32,144
	BUG Rating	B1-U0-G1	B1-U0-G2	B1-U0-G3	B2-U0-G3	B2-U0-G3	B2-U0-G4	B3-U0-G4	B3-U0-G4	B3-U0-G5	B3-U0-G5
<b>RW</b>	4000K/5000K Lumens	4,182	8,173	12,195	16,114	19,965	23,892	28,255	32,014	35,712	39,539
	3000K Lumens	3,955	7,727	11,531	15,236	18,877	22,590	26,715	30,269	33,766	37,384
	BUG Rating	B2-U0-G1	B3-U0-G1	B3-U0-G2	B4-U0-G2	B4-U0-G2	B4-U0-G2	B4-U0-G2	B5-U0-G3	B5-U0-G3	B5-U0-G3
<b>AFL</b>	4000K/5000K Lumens	4,198	8,203	12,240	16,172	20,038	23,979	28,358	32,131	35,842	39,682
	3000K Lumens	3,969	7,756	11,573	15,291	18,946	22,672	26,812	30,380	33,888	37,520
	BUG Rating	B1-U0-G1	B1-U0-G1	B2-U0-G2	B2-U0-G2	B2-U0-G2	B3-U0-G2	B3-U0-G3	B3-U0-G3	B3-U0-G3	B3-U0-G3

\* Nominal data for 70 CRI.



Cooper Lighting Solutions  
 1121 Highway 74 South  
 Peachtree City, GA 30269  
 P: 770-486-4800  
 www.cooperlighting.com

Specifications and dimensions subject to change without notice.

**CONTROL OPTIONS**

**0-10V (DIM)**

This fixture is offered standard with 0-10V dimming driver(s). The DIM option provides 0-10V dimming wire leads for use with a lighting control panel or other control method.

**Photocontrol (P, R and PER7)**

Optional button-type photocontrol (P) and photocontrol receptacles (R and PER7) provide a flexible solution to enable "dusk-to-dawn" lighting by sensing light levels. Advanced control systems compatible with NEMA 7-pin standards can be utilized with the PER7 receptacle.

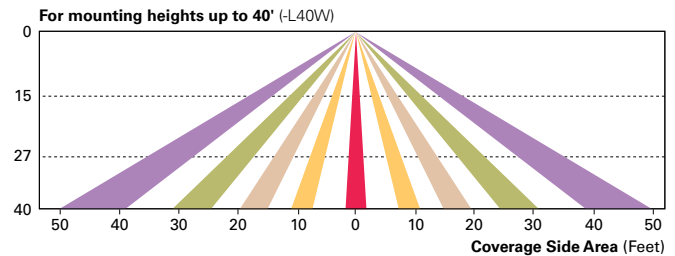
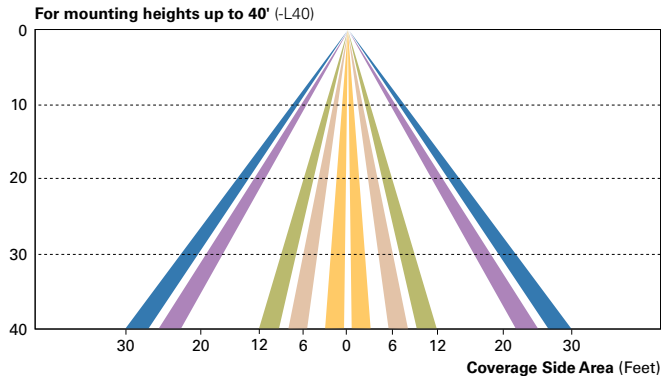
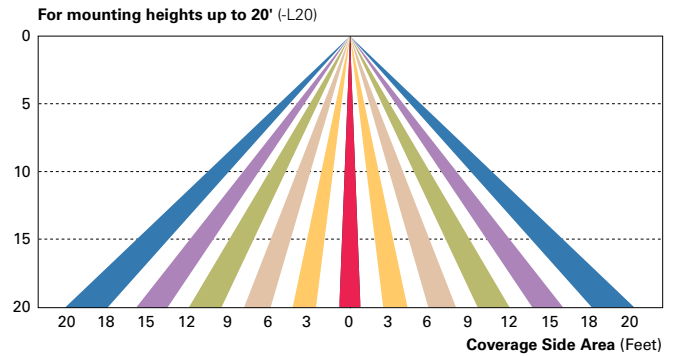
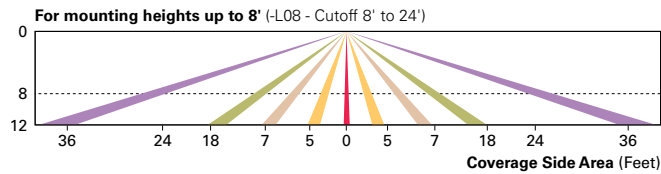
**After Hours Dim (AHD)**

This feature allows photocontrol-enabled luminaires to achieve additional energy savings by dimming during scheduled portions of the night. The dimming profile will automatically take effect after a "dusk-to-dawn" period has been calculated from the photocontrol input. Specify the desired dimming profile for a simple, factory-shipped dimming solution requiring no external control wiring. Reference the After Hours Dim supplemental guide for additional information.

**Dimming Occupancy Sensor (MS/DIM-LXX, MS/X-LXX and MS-LXX)**

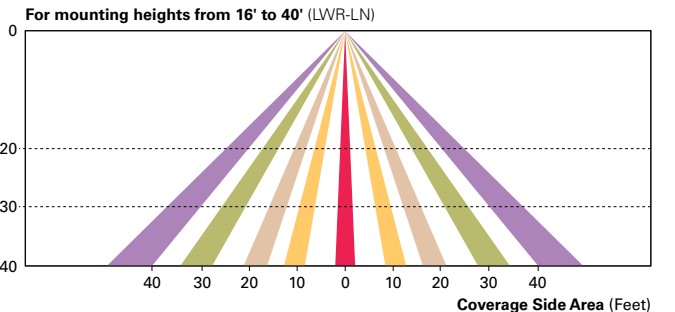
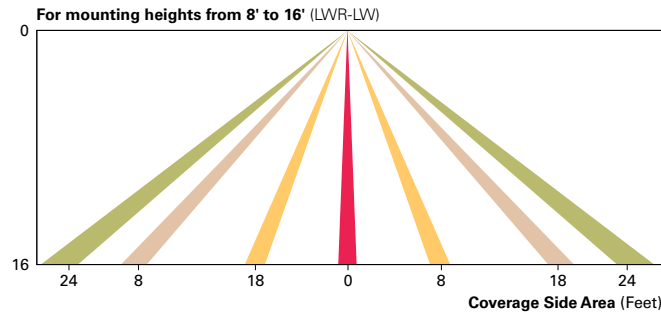
These sensors are factory installed in the luminaire housing. When the MS/DIM-LXX sensor option is selected, the occupancy sensor is connected to a dimming driver and the entire luminaire dims when there is no activity detected. When activity is detected, the luminaire returns to full light output. The MS/DIM sensor is factory preset to dim down to approximately 50 percent power with a time delay of five minutes. The MS-LXX sensor is factory preset to turn the luminaire off after five minutes of no activity. The MS/X-LXX is also preset for five minutes and only controls the specified number of light engines to maintain steady output from the remaining light engines.

These occupancy sensors includes an integral photocell that can be activated with the FSIR-100 accessory for "dusk-to-dawn" control or daylight harvesting - the factory preset is OFF. The FSIR-100 is a wireless tool utilized for changing the dimming level, time delay, sensitivity and other parameters. A variety of sensor lens are available to optimize the coverage. pattern for mounting heights from 8'-40'.



**LumaWatt Pro Wireless Control and Monitoring System (LWR-LW and LWR-LN)**

LumaWatt Pro powered by Enlighted is a connected lighting solution that combines a broad selection of energy-efficient LED luminaires with a powerful integrated wireless sensor system. The sensor controls the lighting system in compliance with the latest energy codes and collects valuable data about building performance and use. Software applications turn the granular data into information through energy dashboards and specialized apps that make it simple and help optimize the use of building resources, beyond lighting.



**WaveLinx Wireless Outdoor Lighting Control Module (WOLC-7P-10A)**

The 7-pin wireless outdoor lighting control module enables WaveLinx to control outdoor area, site and flood lighting. WaveLinx controls outdoor lighting using schedules to provide ON, OFF and dimming controls based on astronomical or time schedules based on a 7 day week.

**LumenSafe Integrated Network Security Camera (LD)**

Cooper Lighting Solutions brings ease of camera deployment to a whole new level. No additional wiring is needed beyond providing line power to the luminaire. A variety of networking options allows security integrators to design the optimal solution for active surveillance. As the ideal solution to meet the needs for active surveillance, the LumenSafe integrated network camera is a streamlined, outdoor-ready fixed dome that provides HDTV 1080p video. This IP camera is optimally designed for deployment in the video management system or security software platform of choice.