

Project		Catalog #		Type	
Prepared by		Notes		Date	



Streetworks

ACN/ARC/CLB Generation Series

Decorative Post Top Luminaire

Interactive Menu

- Ordering Information page 2
- Product Specifications page 2
- Product Configurations page 3

Product Certifications

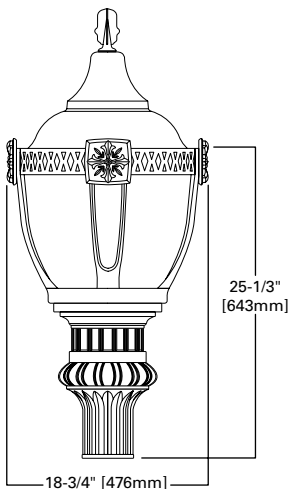


Quick Facts

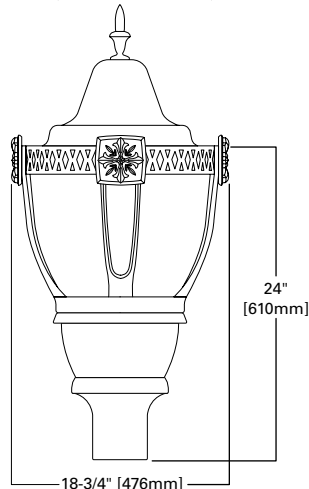
- 3G vibration tested, heavy-duty die-cast aluminum housing and door
- Tool-less removable power tray for ease of maintenance
- Multiple top, cage and finial configurations
- Base casting slip fits over a standard 3" O.D. tenon
- Options to meet Buy American and other domestic preference requirements

Dimensional Details

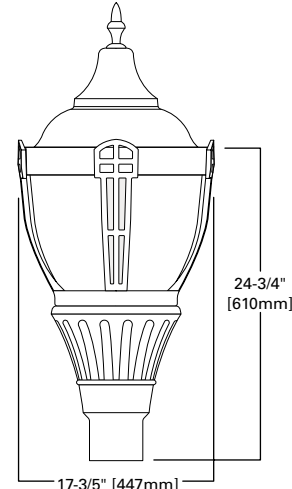
ACN (Acorn Base)



ARC (Architectural Base)



CLB (Classical Base)



Fixture Weights and EPAs

EPA (sq. ft.)	Weight (lbs)
2.1	50 (23 kgs.)

[Product Configurations](#)

Ordering Information

SAMPLE ORDER NUMBER: **ARC-70-P-H-2-33-1-1-1-AP-L**

Product Family ¹	Lamp Wattage ²	Lamp Type ³	Ballast Type ³	Voltage ³	Refractor Type	Cage Type ⁹	Top Type	Finial Type
ACN =Acorn Base BAA-ACN =Acorn Base Buy American Act Compliant ¹¹ TAA-ACN =Acorn Base Trade Agreements Act Compliant ¹¹ ARC =Architectural Base BAA-ARC =Architectural Base Buy American Act Compliant ¹¹ TAA-ARC =Architectural Base Trade Agreements Act Compliant ¹¹ CLB =Classical Base BAA-CLB =Classical Base Buy American Act Compliant ¹¹ TAA-CLB =Classical Base Trade Agreements Act Compliant ¹¹	Pulse Start Metal Halide 70=70W 10=100W 15=150W 25=250W 32=320W High Pressure Sodium 50=50W 70=70W 10=100W 15=150W 25=250W	P =Pulse Start Metal Halide S =High Pressure Sodium	H =Reac./HPF K =10kV CWA ⁴ N =Hi.Reac./NPF P =Hi.Reac./HPF ⁵ R =Reac./NPF ⁶ W =CWA ⁷	2=120V 0=208V 4=240V 7=277V 8=480V ⁸ 9=347V W =Multi-Tap wired 120V T =Multi-Tap wired 208V V =Multi-Tap wired 240V N =Multi-Tap wired 277V	33=Type III 55=Type V	Classical 1=Classical A=Classical Sun Gold B=Classical Antique Gold C=Classical Colonial Bronze Modern 2=Modern D=Modern Sun Gold E=Modern Antique Gold F=Modern Colonial Bronze Architectural 3=Architectural G=Architectural Sun Gold H=Architectural Antique Gold J=Architectural Colonial Bronze X=None	1=Acorn 2=Modern 3=Victorian 4=Classical 6=Nostalgic (Top Access) 7=Architectural (Top Access)	1=Victorian 2=Modern 3=Architectural 4=Nostalgic X=None
Color	Options (Add as Suffix)				Accessories (Order Separately) ¹²			
AP =Grey BZ =Bronze BK =Black DP =Dark Platinum GN =Hartford Green GM =Graphite Metallic WH =White	1=Single Fuse (120, 277 or 347V. Specify Voltage) 2=Double Fuse (208, 240 or 480V. Specify Voltage) 4=NEMA Photocontrol Receptacle A=Twistlock Globe R=Downlight Reflector L=Lamp Included B=Decorative Brass Banding ¹⁰ C=Copper Accents U=UL/CSA Listed				AA2000 =House Side Shield - Mogul-base Socket AA2001 =House Side Shield - Medium-base Socket			

NOTES:

- Customer is responsible for engineering analysis to confirm pole and fixture compatibility for all applications. Refer to our white paper WP513001EN for additional support information.
- Medium-base pulse start metal halide is standard in 150W and below.
- Consult an Cooper Lighting Solutions representative for lamp/ballast type/voltage compatibility.
- Available 50-150W, 120/240V or single voltage only.
- Pulse start metal halide EISA compliant high reactance ballasts are available in 70, 100 and 150 watts.
- Available in 120V only.
- Pulse start metal halide EISA compliant constant wattage autotransformer (CWA) ballasts are available in 150, 250 and 320 watts.
- Pulse start metal halide 150W 480V requires high reactance to meet EISA requirements.
- Cage type painted to match housing.
- Available Acorn and Victorian tops only. Finial finished in gold.
- Only product configurations with these designated prefixes are built to be compliant with the Buy American Act of 1933 (BAA) or Trade Agreements Act of 1979 (TAA), respectively. Please refer to [DOMESTIC PREFERENCES](#) website for more information. Components shipped separately may be separately analyzed under domestic preference requirements.
- Accessories sold separately will be separately analyzed under domestic preference requirements. Consult factory for further information.

Product Specifications

Construction

- HOUSING:** Heavy-duty cast aluminum housing and removable door.
- A single quarter turn fastener on the removable door provides tool-less access to wiring compartment.
- CAGE ASSEMBLIES:** Cage assembly uprights and medallions are manufactured of heavy-duty cast aluminum and mounted to the exterior of the base housing via four stainless steel fasteners.
- Cage rings constructed of extruded aluminum and finished to match housing.
- TOPS AND FINIALS:** Choose from multiple spun aluminum or acrylic tops and cast aluminum finials for customized fixture style.
- All solid tops are made of heavy-duty spun aluminum.
- TWISTLOCK GLOBE:** The optional twistlock assembly offers ease of maintenance through instant access to both the lamp and ballast cover by twisting the top refractor assembly and lifting it from the mating lock plate.

Electrical

- HID ballast assembly mounted to a tool-less removable tray with quick disconnects for ease of installation and maintenance.
- Wide tool-less access door provides ample hand and tool room for terminal block and plug-in starter access. Available with HID sources up to 320W pulse start metal halide or 250W high pressure sodium.

Optical

- REFRACTIVE GLOBE:** High efficiency refractive optical systems constructed of lighting grade acrylic, or optional polycarbonate.
- Precisely designed utilizing a combination of refractive and reflective prisms to create Type III or Type V distributions while maintaining a consistent exterior form.
- HID lighting grade acrylic ensures long lasting optical clarity and resistance to the gradual discoloration that results from exposure to sunlight or UV radiating sources.

Mounting

- Base casting slipfits over a standard 3" O.D. tenon and secured via four stainless steel allen head fasteners.
- 3G vibration tested.

Finish

- Cast and spun components finished in a five-stage premium TGIC polyester powder coat paint, 2.5 mil nominal thickness for superior protection against fade and wear.
- Consult your Streetworks representative for a complete selection of standard colors including black, bronze, grey, white, dark platinum, graphite metallic and hartford green. RAL and custom color matches available.

Typical Applications

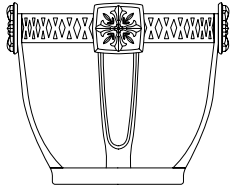
- Historic districts, downtown streetscapes, roadways, residential neighborhoods, as well as city parks and educational institutions.

Efficiency Standards Notice

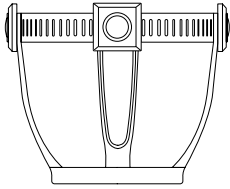
- Select luminaires are manufactured to USA and California efficiency regulations.
- Ordering information for these territories is provided. The installer is responsible for installation to comply with these regulations.

Product Configurations

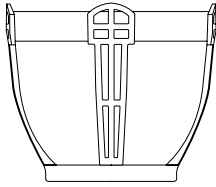
CAGE TYPE



Classical

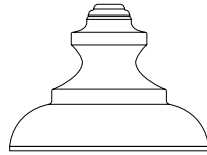


Modern

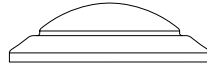


Architectural

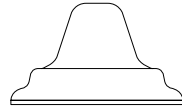
TOP TYPE



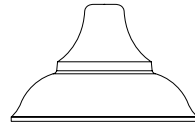
Acorn
(Glow Top)



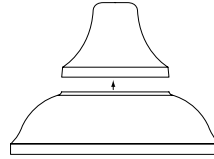
Modern
(Spun Top)



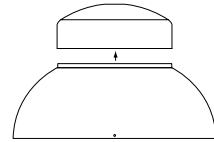
Victorian
(Glow Top)



Classical
(Spun Top)



Nostalgic
(Spun Top / Top Access)



Architectural
(Spun Top / Top Access)

FINIAL TYPE



Architectural



Modern



Victorian



Nostalgic