



B780 ELM STREET SERIES

HID

EPA
1.22 (ft²)
WEIGHT
28 LBS

5 YEAR
WARRANTY

MAXIMUM
WATTAGE
250W

UL
LISTED

JOB NAME _____

FIXTURE TYPE _____

MEMO _____

BUILD A PART NUMBER

ORDERING EXAMPLE: **2A-B780-5P-100HPS120-MED-RE5-A-PEC-FHS/6236PM/6214FP5/BKT**

Mounting Config.	Fixture	Fitter	Ballast	Volts	Socket	Optic	Lens	Option Photocontrol	Option GFI	Option Term. Block	Option Fuse	Lamps See Lamp Spec Sheet	Arm See Arm Spec Sheets	Pole See Pole Spec Sheets	Finish

Mounting Configuration

(Click here to view mounting configuration sheet)

- IW • 2A • 3A90 • 1AM
- PT • 2A90 • 3APT • 2AM
- 1A • 2APT • 4A • 450PB
- 1APT • 3A • 4APT

W = Wall Mount PT = Post Top APT = Post Top Arm Mid-Mount
A = Arm Mount AM = Arm Mid-Mount PB = Pier Base

Fixture

- B780

Fitter

- 5P¹ • 992¹ • 995¹ • BD7 • C2097¹
- 990¹ • 993¹ • BD4 • OL3¹
- 991¹ • 994¹ • BD5 • OL4¹

¹ Add "T" after fitter designation for optional "Twist-lock" fitter.

Ballast^{1,2}

- 35HPS³ • 70MHP • 42CFL
- 50HPS • 100MHP • 57CFL
- 70HPS • 150MHP • 70CFL
- 100HPS • 200MHP • INCAND
- 150HPS • 250MHP • 55QL
- 250HPS • 26CFL
- 50MHP • 32CFL

¹ Medium base sockets standard with ballasts up to 150 watts. Mogul base sockets are standard with ballasts 200 watts and over. 4-PIN for CFL.

² Metal halide systems are pulse start.

³ 35HPS is 120 volt only.

Volts

- 120 • 208 • 240 • 277 • 347 • 480

Socket

- MED • MOG • QL • 4P (4-PIN)

Optic

- NONE • RE3 • RE5 • ALZAK • HSS • LO3 • LO5

Lens

- A (Acrylic) • P (Polycarbonate)
- WA (White Acrylic) • WP (White Polycarbonate)

Options

- PEC Electronic Photocontrol 120-277 Volt
- R⁴ Receptacle Only for Twist-Lock Photocontrol
- RI⁴ Twist-Lock Photocontrol 120-277 Volt

- C⁴ GFI-Duplex 15 amp for Utility Fitter
- TB⁴ Terminal Block
- FHS⁵ Single Fuse & Holder - 120, 277 Volt
- FHD⁵ Dual Fuse & Holder - 208, 240, 480 Volt
- LAMPS See Lamp Specification Sheet

⁴ For 900 series utility fitter only.

⁵ Ships loose for installation in base.

Arm (Click here to view arm website page)

See Arms & Wall Brackets specification sheets.

- 50 • 80 • 779 • TA
- 478 • 480 • 6236 • TASC
- 70 • 55 • 579 • BA

Pole (Click here to view pole website page)

See Pole specification sheets.

Finish (Click here to view paint finish sheet)

Standard Finishes⁶

- BKT Black Textured
- WHT White Textured
- PGT Park Green Textured
- ABZT Architectural Medium Bronze Textured
- DBT Dark Bronze Textured

⁶ Smooth finishes are available upon request.

Custom Finishes⁷

- CM Custom Match
- OI Old Iron
- RT Rust
- WBR Weathered Brown
- CD Cedar
- WBK Weathered Black
- TT Two Tone

⁷ Custom colors require upcharge.

Sternberg Select Finishes

- VG Verde Green
- SI Swedish Iron
- OWGT Old World Gray Textured

Specifications

Fixture

The fixture shall be 18-3/4" in diameter and 36-1/4" tall. The acorn globe shall be made of vandal resistant clear textured polycarbonate or dent resistant (DR) clear textured acrylic. White textured is also available.

The cage shall be made of cast aluminum, 356 alloy for high tensile strength.

Fitter - Standard

The fitter shall be heavy wall cast aluminum, 356 alloy for high tensile strength. It shall have an 8-1/2" inside diameter opening to attach to the 8" neck of the acorn globe. When ordered with a Sternberg aluminum pole, the fitter shall be welded to the pole top or tenon for safety and to ensure the fixture will be plumb, secure and level over the life of the installation. The fitter shall have a one-piece ring bug gasket to resist insect penetration into lamp assembly.

900 Series Utility Fitter Option

The fitter shall be heavy wall cast aluminum, 360 die cast alloy for high tensile strength. It shall have a 9-1/4" inside diameter opening to attach to the 8" neck of the acorn globe. It shall have a hinged, tool-less entry door that provides open access to all of the components. The 900 series shall have an optional terminal block for ease of wiring, an optional Twist-Lock Photocell receptacle, an optional single GFCI outlet for auxiliary power needs. The top mounted ballast mounting plate shall be cast aluminum and provide tool-less removal from the housing using 2 finger latches. When ordered with a Sternberg aluminum pole, the fitter shall be set screwed to the pole top or tenon. The fitter shall have a one-piece ring bug gasket to resist insect penetration into lamp assembly. When supplied with GFI receptacle a hole will be provided for cord and plug installation with the access door closed. When cord and plug is not in use a filler plug will be provided and shall be tethered to the fitter for easy recovery and installation.

Twist-Lock Fitter (Optional)

The TL (Twist-Lock) fitter shall have an aluminum die-cast twist-lock mechanism. The tool-less 1/4 turn action allows for easy globe removal and replacement. A die-cast ring assembly is mechanically attached to the globe and is removable if the globe is broken or replaced.

See next page

Electrical

Fixture shall be UL listed in US and Canada. HID ballasts shall be high power factor with lamp starting down to -30 degrees C. Medium base and mogul base porcelain sockets are 4KV rated. The ballast/socket assembly shall be pre-wired when ballast is located in the fitter. Ballasts shall be DOE EISA compliant.

Optical Options

Refractors shall be borosilicate glass with an IES type 3 or 5 distribution, using a vertically mounted lamp. It shall be secured to the socket/stem with 3/8" plated steel threaded pipe nipple and rest on a cast aluminum holder with anti-shock gasket. The refractor will be secured to cast holder with a quarter-turn internal aluminum twist ring for ease of maintenance.

Alzak Disc shall be an optical shield to help direct light downward. It shall be 7" diameter and made of specular reflective aluminum and mounted directly above a vertically mounted lamp.

NIGHTSKY® OPTI-SHIELD® Louver Optic System shall be a multi-tier reflector with 7" diameter rings to produce an IES cut-off type 3 or 5 distribution. The Louver optic System shall be made of highly specular anodized aluminum and shall come standard with medium base socket.

House Side Shield shall be an additional optic used to block 120° of light in any one direction.

Photocontrols

Button Style: On single post top fixtures the photocontrol shall be mounted in the fitter and pre-wired to ballast. On multiple head fixture assembly's photocontrol shall be mounted in the pole shaft on an access plate and are not pre-wired as ballast housing assemblies and fitters are packaged separately for ease of wiring to source. The electronic button type photocontrol is instant on with a 5-10 second turn off, and shall turn on at 1.5 footcandles with a turn-off at 2-3 footcandles. Photocontrol is 120-277 volt and warranted for 6 years.

Twist-Lock Style: The photocontrol shall be mounted in the utility fitter and pre-wired to ballast. The twist lock type photocontrol is instant on with a 3-6 second turn off, and shall turn on at 1.5 footcandles with a turn-off at 2-3 footcandles. Photocontrol is 120-277 volt and warranted for 6 years.

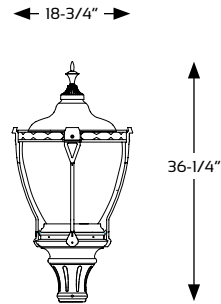
Warranty

Five-year limited warranty. See product and finish warranty guide for details.

Finish

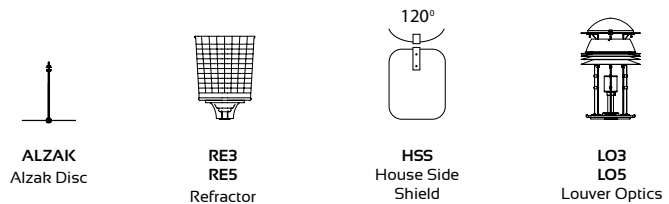
Refer to website for details.

Fixture Examples

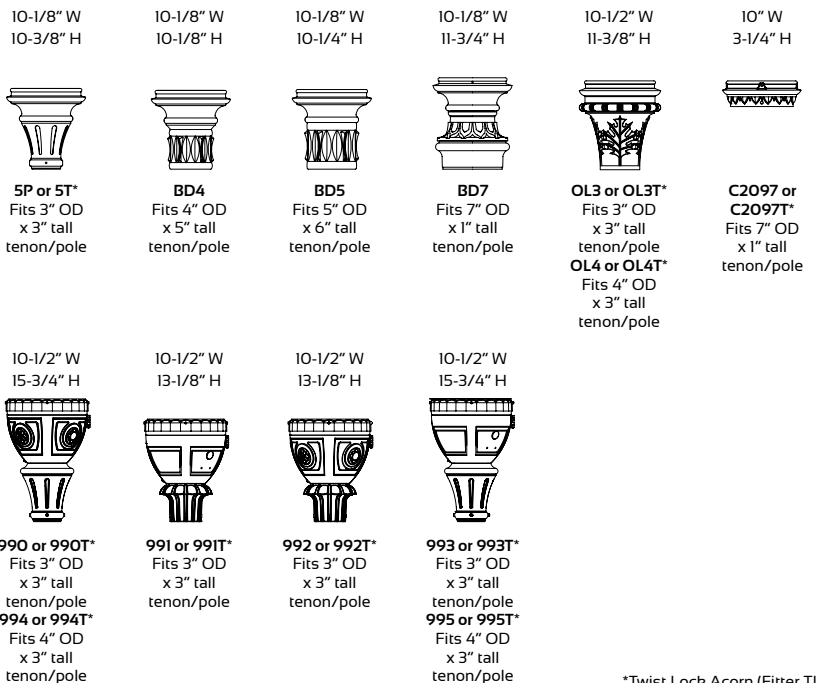


B780-5P

Optical Systems



Fitters



*Twist Lock Acorn (Fitter TL)

