

B1030 FRANKLIN SERIES

SPECIFICATIONS

GENERAL

The B1030 Franklin series is a unique lantern design with vertical impact featuring a tall, straight four-sided decorative cast cage, cast ballast housing, acrylic lenses and a dramatic hinged roof design. The roof shall be appointed with a decorative cast aluminum spiked finial.

POST FITTER

The fitter or base shall be heavy wall cast aluminum, 356 alloy for high tensile strength. It shall have an inside diameter opening to accept a 3" diameter pole or tenon. When ordered with a Sternberg aluminum pole, the fitter shall be set screwed to the pole top or tenon.

BALLAST HOUSING

The ballast housing shall be heavy wall cast aluminum, 356 alloy for high tensile strength and to ensure high capacity heat sinking of ballast temperatures. Keeping the ballast cooler and ensuring long life. The ballast mounting plate shall be cast aluminum and provide tool-less removal from the housing using 2 ea finger latches.

ELECTRICAL

Fixture shall be U.L. or E.T.L. listed in U.S. and Canada. H.I.D. ballasts shall be high power factor with lamp start-ing down to -30 degrees C. Medium base and mogul base porcelain sockets are 4KV rated. The ballast/socket assembly shall be pre-wired when ballast is located in the fixture. All compact fluorescent (PL) ballasts shall be instant start electronic with a starting temperature of down to 0 degrees F. They shall have a 4-pin socket to accept quad or triple tube lamps. Ballasts shall be DOE EISA compliant.

FIXTURE HOUSING

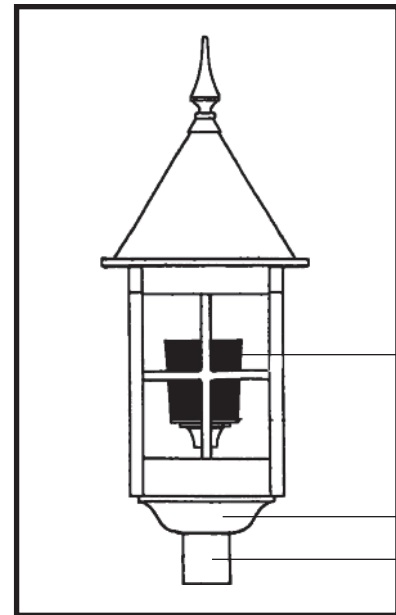
The B1030 fixture shall be 16" wide and the overall height shall be 47". It shall be made of heavy wall cast aluminum, 356 alloy and lenses will be made of vandal resistant acrylic, available in clear (CA), clear seeded (CSA), clear textured (CTA), prismatic (PA), and white (WA) acrylic. The B1030 fixture features 12" wide window body with a 4 panel grille.

OPTICAL OPTIONS

Refractors shall be 6" diameter borosilicate glass with an I.E.S. Type 3 (RE3) or Type 5 (RE5) distribution. It shall be secured to the socket stem with 3/8" plated steel threaded pipe nipple and rest on a cast aluminum holder with anti-shock gasket. The refractor will be secured to cast holder with a quarter-turn internal aluminum twist ring for ease of maintenance.

The NIGHTSKY® OPTI-SHIELD® Louver Optic System (LO) shall be a multi-tier reflector with 7" diameter rings to produce an I.E.S. Cut-off Type 3 or 5 distribution. The Louver Optic System shall be made of highly specular anodized aluminum and shall come standard with medium base socket.

NIGHTSKY® STAR-SHIELD® Roof Optics distribution shall be delivered by multi-segmented roof mounted reflector systems which eliminate upright and provide cut-off. The reflector cavity

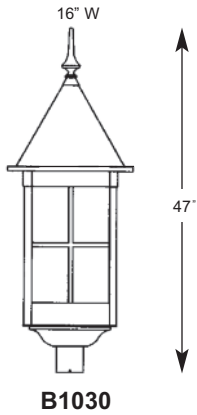


**EPA = 3.99 (ft²)
WEIGHT = 35 LBS**

B1030 FRANKLIN

FIXTURES/ARMS PM-WB

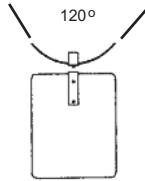
FIXTURE OPTICAL SYSTEMS



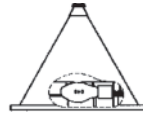
Alzak Disc



RE5G Refractor



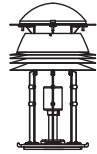
HSS House Side Shield



RO Roof Optics Type 2, 3 or 5

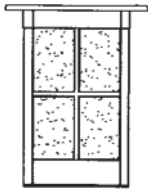


FHC Frosted Hurricane Chimney

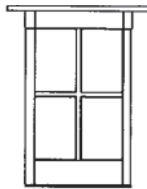


LO3 LO5 Louver Optics


LENSES




CSA Clear Seeded Acrylic



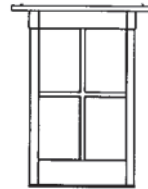
CA Clear Acrylic



CTA Clear Textured Acrylic

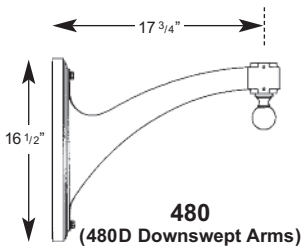


PA Prismatic Acrylic



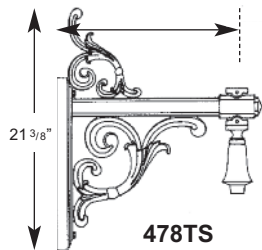
WA White Acrylic

ARMS - POST MOUNT (PM) or WALL BRACKETS (WB) See Arms Section for more information

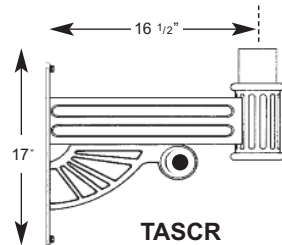


480

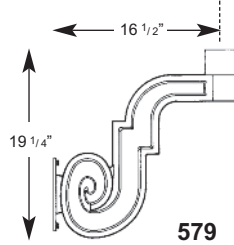
(480D Downswept Arms)



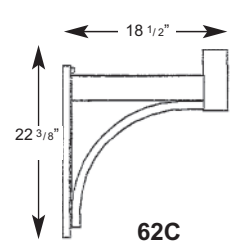
478TS



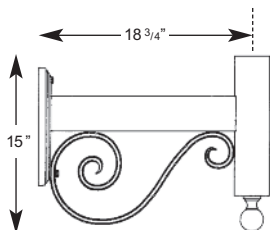
TASCRC



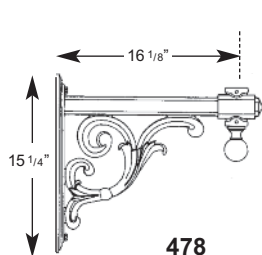
579



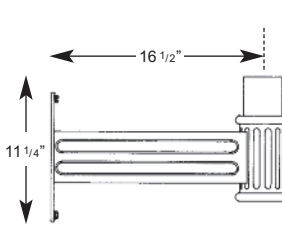
62C



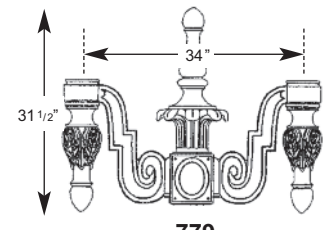
6236



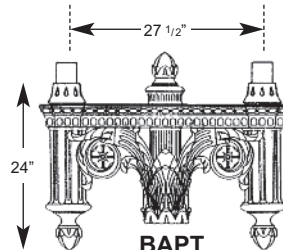
478



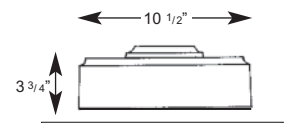
TA



779

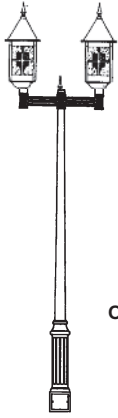


BAPT Twin Only



PIER BASE MOUNT

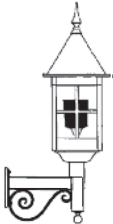
450PB



BUILDING A PART NUMBER

POST & ARM FIXTURES

ARM MOUNTED FIXTURES		CENTER POST TOP FIXTURE (PT)	POST	POST CAP	LIGHT SOURCE BALLAST	OPTICS	LENS	OPTIONS	FINISH
NO. OF ARMS	FIXTURE / POSTARM	ACORN / FITTER	(See Post Section)		WATTS / TYPE / VOLTS				
2	B1030/TAPT	PT	4712T5	SFCC	100 HPS120	RE3	CSA	HPS100/MED	BK



WALL FIXTURE

FIXTURE / WALLBRACKET	LIGHT SOURCE BALLAST WATTS / TYPE / VOLTS	OPTICS	LENS	OPTIONS	FINISH	PIER BASE Uses same information boxes as wall fixture
B1030/6236WB	100 HPS120	RE3	CA	HPS100/MED	BK	B1030/450PB

FIXTURE / PIER BASE



PART NUMBER SELECTIONS

FIXTURES

- B1030

OPTICS

- RE3
- RE5
- ALZAK
- HSS
- LO3
- LO5
- RO2^{4,5}
- RO3^{4,5}
- RO5^{4,5}
- FHC³

LENSES

- CSA
- CA
- CTA
- PA
- WA

OPTIONS

- PEC1 Photocell-Bimetal 120 Volt
- PEC2 Photocell-Bimetal 208-277 Volt
- PEC1-E Photocell-Electronic 120 Volt
- PEC2-E Photocell-Electronic 208-277 Volt
- FHS Single Fuse and Holder-120,277 Volt
- FHD Dual Fuse and Holder-208,240,480 Volt
- QR Quartz Re-Strike
- PF Pineapple Finial or Font (TA, TASCRT)
- BF Ball Finial or Font (TA, TASCRT)
- LAMPS Select from List

POST ARMS

- 478PM
- 478TSPM
- 480PM
- 480DPM
- 62CPM
- 6236PM
- 579PT
- TAPT
- TASCRT
- BAPT
- 779PT

VOLTAGES

- 120
- 208
- 240
- 277
- 480
- MULTI (120-277)

WALL BRACKET ARMS

- 478WB
- 478TSWB
- 480WB
- 480DWB
- 62CWB
- 6236WB
- 579WB
- TAWB
- TASCRTWB

PIER BASE

- 450PB

BALLASTS²

- 35HPS¹
- 50HPS²
- 70HPS
- 100HPS
- 150HPS
- 200HPS
- 250HPS
- 50MHP
- 70MHP
- 100MHP
- 150MHP
- 175MHP⁷
- 200MHP
- 250MHP
- 26PLT
- 32PLT
- 42PLT
- 57PLT
- 70PLT
- INCAND
- QL55*
- QL85*

*Consult factory for specification details

LAMPS⁶

- HPS35/MED
- HPS50/MED
- HPS70/MED
- HPS100/MED
- HPS150/MED
- HPS250/MOG/ED18
- MHP50/MED
- MHP70/MED
- MHP100/MED
- MHP150/MED
- MHP175/MOG/ED28⁷
- MHP200/MOG/ED28
- MHP250/MOG/ED28
- PLT26
- PLT32
- PLT42
- PLT57
- PLT70

STANDARD FINISHES*

- BKT Black Textured
- WHT White Textured
- PGT Park Green Textured
- ABZT Architectural Medium Bronze Textured
- DBT Dark Bronze Textured

*Smooth Finishes are available upon request

CUSTOM FINISHES

- OI Old Iron
- RT Rust
- WBR Weathered Brown
- CD Cedar
- WBK Weathered Black
- TT Two Tone

STERNBERG SELECT FINISHES

- VG Verde Green
- SI Swedish Iron
- OWGT Old World Gray Textured

NOTES:

- 35HPS is 120 volt only.
- MED base only when used to house lamp.
- Medium base sockets standard with ballasts up to 150 watts HID. Mogul base sockets are standard with ballasts 200 watts and over. 4-pin for PL.
- Medium base lamp only. Consult factory for mogul base.
- Can support PLH or PLT up to 60 watts.
- Metal halide systems are pulse start.
- Consult factory for limitations.

B1030 FRANKLIN SERIES**SPECIFICATIONS****LIST NO.
B1030
FRANKLIN
SERIES**

shall be made of specular anodized aluminum. Roof Optics Type 2 (RO2), Type 3 (RO3), Type 5 (RO5) horizontal are available for medium base lamps.

Frosted Glass Hurricane Chimney (FHC) is an optic option which adds an authentic touch and can be used with Roof Optics.

House Side Shield (HSS) is an option which will block up to 120° of light in any one direction.

QUARTZ RE-STRIKE

The B1030 fixture can be supplied with an optional quartz re-strike system to retain constant fixture light if the H.I.D. lamp fails. The fixture will be equipped with a 100 watt quartz lamp and a controller to run on a 120 volt circuit and must be used in conjunction with a 120 volt or multi-tap ballast.

PHOTOCELLS

Photocells shall be either the thermo bi-metal button type or the electronic button type. On single post top fixtures the photocell shall be mounted in the fitter and pre-wired to ballast. On multiple head fixture assemblies photocells shall be mounted in the pole shaft on an access plate and are not pre-wired as ballast housing assemblies and fitters are packaged separately for ease of wiring to source. The thermo bi-metal photocell shall be designed to turn on at 1.0 footcandle and turn off at not more than 5 footcandles. The electronic button type photocell is instant on and a 5-10 second turn off and shall turn on at 1.5 footcandles with a turn-off at 2-3 footcandles. Photocells are either 120 volt or 208 thru 277 volt.

ARMS

All arms are made of cast aluminum and/or extruded aluminum. Arms with decorative filigree have meticulously detailed scroll work and gracefully curved brackets. All B1030 fixtures will have its fitter either welded to the arm or will be mechanically attached at the factory to ensure arms will be plumb, secure and level over the life of the installation. Each arm shall be bolted to a post mount adapter, which is welded to the pole to ensure proper alignment to the base. Twin TA, TASCAR and 579 arms will be attached to a decorative center hub which will slip-fit the center tenon of the pole (not shown). BA and 779 arms are available as a twin application. Arms are pre-wired for ease of installation.

FINISH

Prior to coating, each assembly shall be chemically cleaned and etched in a 5-stage washing system which includes alkaline cleaning, rinsing, phosphoric etching, reverse osmosis water rinsing and non-chrome sealing to ensure corrosion resistance and excellent adhesion for the finish coating. The finish coating shall be electrostatically applied semi-gloss, super durable polyester powder baked at 400 degrees for a durable and superior, color retentive finish. Our optional antique Verde Green finish and Swedish Iron finish are hand brushed using a 3-step process. The total assembly shall be wrapped in shockproof wrapping or fully enclosed in corrugated cartons.

WARRANTY

Five-year limited warranty. See product and finish warranty guide for details.

