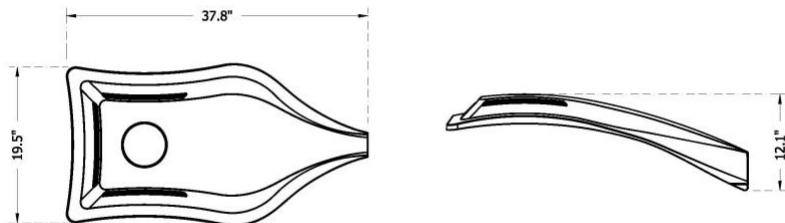


Project Name _____ Qty _____

Type _____ Catalog / Part Number _____



CCT - Color Temperature (K)



7 Year Warranty



Certifications



Description

The Millenia™ ML730 large bolt-on mount luminaire is a breakthrough in modern area lighting technology. Its new world urban design transcends traditional lighting convention by seamlessly interweaving form and function to yet another level. Available with a myriad of options, the Millenia™ is perfect for commercial, institutional and municipal markets.
EPA: 1.3 (#²) | WEIGHT: 35 LBS

Features

Mounting Configuration	1W: Wall Mount	1A: 1 Arm Mount
	2A: 2 Arm Mount @ 180°	2A90: 2 Arm Mount @ 90°
	3A: 3 Arms @ 120°	3A90: 3 Arms @ 90°
	4A: 4 Arms @ 90°	1AM: 1 Arm Mid-Mount
	2AM: 2 Arm Mid-Mount @ 180	

Optional Control Receptacle	R7: 7-Pin control receptacle only
Optional Control	PE: Twist-Lock Photocontrol (120V-277V)
	PE4: Twist-Lock Photocontrol (347V-480V)
	SC: Shorting Cap
Optional Fuse	FHD: Double Fuse and Holder
Optional House Side Shield	HSS: 120° House Side Shield
	BLOC: Back Light Optical Control
Optional Fixed Dimming Resistor Board	FDRB: Fixed Dimming Resistor Board

Physical

Fixture	ML730: ML730
Lens	CA: Clear Acrylic
	SV1: Flat Soft Vue Light Diffused Acrylic
	SV2: Flat Soft Vue Moderate Diffused Acrylic
Optional Pole Adapter	RP34: For 3" to 4" diameter poles.
	RP56: For 5" to 6" diameter poles.

Finish	UGMT: Urban Gun Metal Textured	UGM: Urban Gun Metal Matte
	UB: Urban Bronze Matte	UBT: Urban Bronze Textured
	USL: Urban Silver Matte	USLT: Urban Silver Textured
	UWH: Urban White Matte	UWHT: Urban White Textured
	CM: Custom Match	BKT: Black Textured

Light Source

LED	40L: 40 LEDs	32L: 32 LEDs
	24L: 24 LEDs	
CCT - Color Temperature (K)	27: 2,700K	30: 3,000K
	35: 3,500K	40: 4,000K
	50: 5,000K	
Distribution Type	T2: Type 2	T3: Type 3
	T4: Type 4	T5: Type 5

Electrical and control

Driver	MDL018: 120V-277V, 180mA	MDH018: 347V-480V, 180mA
	MDL016: 120V-277V, 160mA	MDH016: 347V-480V, 160mA
	MDL014: 120V-277V, 140mA	MDH014: 347V-480V, 140mA
Optional Motion Sensor	MOT1: 360° lens, maximum coverage 40' diameter from 20' height	
	MOT2: 360° lens, maximum coverage 70' diameter from 20' height	

Specifications

Comfortable Optics	SoftVue™ lens provides optimal visual comfort
UL Listing	UL listed per UL1598 for Wet Locations and CSA 22.2 No. 250.0 for the US and Canada.
Electronic Driver	The LED driver shall be securely mounted inside the fixture, for optimized performance and longevity and shall be U.L. Recognized. It shall be supplied with a quick-disconnect electrical connector on the power supply, providing easy power connections and fixture installation. It shall have overload, overheat and short circuit protection, and have a DC voltage output, constant current design, 50/60HZ. It shall be supplied with line-ground, line-neutral and neutral-ground electrical surge protection in accordance with IEEE/ANSI C62.41.2 guidelines. It shall be a high efficiency driver with a THD less than 20% and a high power factor greater than .9. It shall be dimming capable using a 0-10v signal, consult factory for more information.
NightSky® Friendly	Night-Sky Compliant with a U0 BUG rating
Finish	6 Stage Polyester Powdercoat paint system.
Urban Finish	Urban paint finishes are available in Sternberg Lighting's Urbanline products and create a modern, elegant aesthetic. Finishes are available in textured or matte.
Warranty	7-year limited warranty (See Website for Terms and Conditions.)

LEDs	<p>The luminaire shall be fully shielded and use high output, high brightness LEDs in a downward position to maximize efficiency. The LEDs are mounted to maximize thermal transfer to the heat sink surface. The LEDs shall be 100% recyclable; not contain lead, mercury or any other hazardous substances and shall be RoHS compliant. Lumen maintenance shall be determined in accordance with IESNA TM-21, based on LED manufacturer LM-80 test data of no less than 6,000 hours and in-situ testing of the luminaire by an NVLAP accredited Energy Efficient Lighting Products lab. The high-performance white LEDs will have a predicted lumen depreciation of approximately 100,000 hours with greater than 70% of initial output at 25°C. The high brightness, high-output white LEDs shall be 4000K nominal (2700K, 3000K, 3500K or 5000K optional) correlated color temperature (CCT) with a 70 (minimum) color rendering index (CRI). Consult factory for custom CCT or CRI. The luminaire shall have a minimum _____ (see table) delivered initial lumens when operated at steady state with an average ambient temperature of 25°C (77°F).</p> <p>CCT Lumen Derate Values from 4,000K 2,700K (70+ CRI)=.92 3,000K (70+ CRI)=.95 3,500K (70+ CRI)=.97 5,000K (70+ CRI)=1.00</p>
Optics	<p>The luminaire shall be provided with individual, refractor type optics applied to each LED. The luminaire shall provide Type ____ (2, 3, 4 or 5) light distribution per the IESNA classifications. Testing shall be done in accordance with IESNA LM-79.</p>
Backlight Optical Control	<p>BLOC Optic (BLOC): An optional "Back Light Optical Control" shield can be provided at the factory. This is an internal optic level "House Side Shield" offering significantly reduced backlight and glare while maintaining the original design aesthetics of the luminaire.</p> <p>External House Side Shield (HSS): An optional external 120° House Side Shield helps control backlight. Spun aluminum panel painted to match fixture.</p>
FDRB	<p>10-step field adjustable dimming board. Includes step dimming options from 25%-100%. The unit is conformal coated and UL recognized for use in damp locations.</p>
Motion Sensor	<p>The programmable passive infrared motion sensor is installed integral to the fixture. 2 coverage area lenses available; assuming a 20' mounting height a lens with 40' coverage (MOT1) and 70' coverage (MOT2) is available. Sensor includes Dusk/Dawn light sensor for ambient light levels. Custom pre-set programming options can be set at the factory. Optional wireless programming controller available for field reprogramming (FSIR-100).</p>
Photocontrols	<p>Twist-Lock Style (Roof Mount): The photocontrol shall be mounted on the roof and prewired to driver. The twist lock type photocontrol is instant on with a 3-6 second turn off, and shall turn on at 1.5 footcandles with a turnoff at 2-3 footcandles. Photocontrol is 120-277 volt.</p>

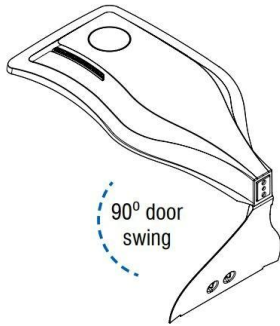
Lumen Chart(s)

Tested with CA lens

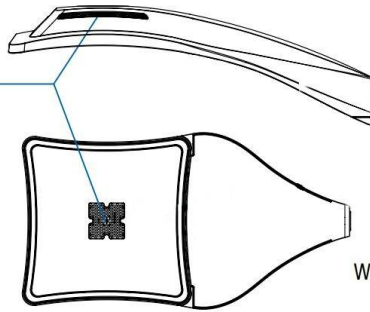
Model #	T2 DELIVERED LUMENS	BUG	EFFICACY (LPW)	T3 DELIVERED LUMENS	BUG	EFFICACY (LPW)	T4 DELIVERED LUMENS	BUG	EFFICACY (LPW)	T5 DELIVERED LUMENS	BUG	EFFICACY (LPW)	WATTAGE
40L40T_-MDL016	20810	B3U0G3	118.9	20890	B3U0G3	119.4	20210	B3U0G3	115.5	21035	B4U0G2	120.2	175
40L30T_-MDL016	19840	B3U0G3	113.4	19920	B3U0G3	113.8	19270	B3U0G3	110.1	20055	B4U0G2	114.6	175
40L27T_-MDL016	17940	B3U0G3	102.5	18010	B3U0G3	102.9	17420	B3U0G3	99.5	18135	B4U0G2	103.6	175
32L40T_-MDL018	17910	B3U0G2	116.3	17955	B3U0G3	116.6	17370	B3U0G3	112.8	18130	B4U0G2	117.7	154
32L30T_-MDL018	17075	B3U0G2	110.9	17120	B3U0G3	111.2	16560	B3U0G3	107.5	17285	B4U0G2	112.2	154
32L27T_-MDL018	15440	B3U0G2	100.3	15480	B3U0G3	100.5	14975	B3U0G3	97.2	15630	B4U0G2	101.5	154
32L40T_-MDL014	14800	B2U0G2	126.5	14825	B3U0G3	126.7	14335	B2U0G2	122.5	14940	B3U0G2	127.7	117
32L30T_-MDL014	14110	B2U0G2	120.6	14135	B3U0G3	120.8	13670	B2U0G2	116.8	14245	B3U0G2	121.8	117
32L27T_-MDL014	12760	B2U0G2	109.1	12780	B3U0G3	109.2	12360	B2U0G2	105.6	12880	B3U0G2	110.1	117
24L40T_-MDL018	13690	B2U0G2	117.0	13710	B2U0G2	117.2	13295	B2U0G2	113.6	13835	B3U0G2	118.2	117
24L30T_-MDL018	13055	B2U0G2	111.6	13070	B2U0G2	111.7	12675	B2U0G2	108.3	13190	B3U0G2	112.7	117
24L27T_-MDL018	11800	B2U0G2	100.9	11820	B2U0G2	101.0	11460	B2U0G2	97.9	11925	B3U0G2	101.9	117
24L40T_-MDL014	11045	B2U0G2	125.5	11065	B2U0G2	125.7	10745	B2U0G2	122.1	11415	B3U0G1	129.7	88
24L30T_-MDL014	10530	B2U0G2	119.7	10550	B2U0G2	119.9	10245	B2U0G2	116.4	10885	B3U0G1	123.7	88
24L27T_-MDL014	9520	B2U0G2	108.2	9540	B2U0G2	108.4	9265	B2U0G2	105.3	9840	B3U0G1	111.8	88

Other Features

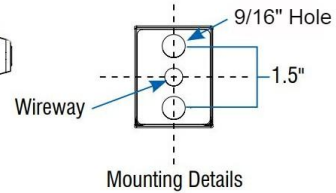
Tool-less latch mechanism to access electrical components and driver



Thermal cooling vents

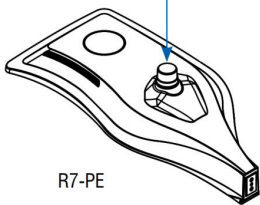


Back view

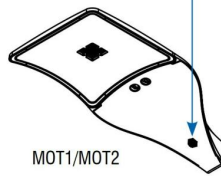


Options

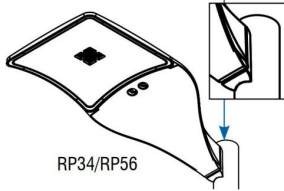
Rotolock Photocell



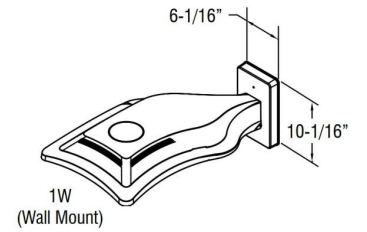
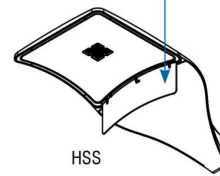
Motion Sensor



Round Pole Adapter



House Side Shield



How to order

Mounting Configuration	Fixture	LED	CCT - Color Temperature (K)	Distribution Type	Driver	Lens
1W Wall Mount	ML730 ML730	40L 40 LEDs	27 2,700K	T2 Type 2	MDL018 120V-277V, 180mA ⁽²⁾	CA Clear Acrylic
1A 1 Arm Mount		32L 32 LEDs	30 3,000K	T3 Type 3	MDH018 347V-480V, 180mA ⁽²⁾	SV1 Flat Soft Vue Light Diffused Acrylic
2A 2 Arm Mount @ 180°		24L 24 LEDs	35 3,500K	T4 Type 4	MDL016 120V-277V, 160mA ⁽³⁾	SV2 Flat Soft Vue Moderate Diffused Acrylic
2A90 2 Arm Mount @ 90°			40 4,000K	T5 Type 5	MDH016 347V-480V, 160mA ⁽³⁾	
3A 3 Arms @ 120° ⁽¹⁾			50 5,000K		MDL014 120V-277V, 140mA ⁽²⁾	
3A90 3 Arms @ 90°					MDH014 347V-480V, 140mA ⁽²⁾	
4A 4 Arms @ 90°						
1AM 1 Arm Mid-Mount						
2AM 2 Arm Mid-Mount @ 180						

Notes:

- 1. Only available with a round profile pole
- 2. 32L or 24L system only.

3. 40L system only.

How to order

Optional Pole Adapter	Optional Control Receptacle ⁽⁵⁾ ⁽⁶⁾	Optional Control	Optional Motion Sensor ⁽⁸⁾ ⁽⁹⁾	Optional Fuse	Optional House Side Shield ⁽¹¹⁾	Optional Fixed Dimming Resistor Board ⁽⁵⁾ ⁽⁸⁾	Finish
<p>RP34 For 3" to 4" diameter poles. ⁽⁴⁾</p> <p>RP56 For 5" to 6" diameter poles. ⁽⁴⁾</p>	<p>R7 7-Pin control receptacle only</p>	<p>PE Twist-Lock Photocontrol (120V-277V) ⁽⁷⁾</p> <p>PE4 Twist-Lock Photocontrol (347V-480V) ⁽⁷⁾</p> <p>SC Shorting Cap ⁽⁷⁾</p>	<p>MOT1 360° lens, maximum coverage 40' diameter from 20' height</p> <p>MOT2 360° lens, maximum coverage 70' diameter from 20' height</p>	<p>FHD Double Fuse and Holder ⁽¹⁰⁾</p>	<p>HSS 120° House Side Shield</p> <p>BLOC Back Light Optical Control</p>	<p>FDRB Fixed Dimming Resistor Board</p>	<p>UGMT Urban Gun Metal Textured</p> <p>UGM Urban Gun Metal Matte</p> <p>UBT Urban Bronze Textured</p> <p>UB Urban Bronze Matte</p> <p>USLT Urban Silver Textured</p> <p>USL Urban Silver Matte</p> <p>UWHT Urban White Textured</p> <p>UWH Urban White Matte</p> <p>BKT Black Textured</p> <p>CM Custom Match ⁽¹²⁾ ⁽¹³⁾</p>

Notes:

- 4. Required for round poles.
- 5. Not for use with Motion Sensor.
- 6. Not for use with FDRB.
- 7. Requires control receptacle.
- 8. Not for use with R7.

- 9. For use with MDLxx driver only.
- 10. Ships loose for installation in base.
- 11. Not for use with T5 optic.
- 12. Smooth finishes are available upon request.
- 13. Custom colors require upcharge.