



# 4500 DECATUR SERIES

ORNAMENTAL POLE

**DIMENSIONS**  
10-1/2" Ø  
29" TALL

**5 YEAR WARRANTY**

**UL LISTED**

**ETL LISTED**

**CLICK FOR FAQ'S**



JOB NAME \_\_\_\_\_

FIXTURE TYPE \_\_\_\_\_

MEMO \_\_\_\_\_

## BUILD A PART NUMBER

ORDERING EXAMPLE: 4514FP4-.188-BCC-GFILPIUC-SH/BKT

Base Model	Height	Shaft	Wall Thickness	Post Center Cap	Option Burial	Option Photocell	Option Ground Fault Breaker	Option Flag Pole Holder	Option Banner Arms	Option Planter Arms	Option Sign Arms	Option Speaker Hub	Option Sign Bracket	Option Steel Wreath Hook	Finish

### Base Model

- 45

### Height (in feet)

- 8   • 10   • 12   • 14   • 16

### Shaft

- T4: 4" - 3" Tapered Smooth
- P4: 4" Straight Smooth
- FP4: 4" Straight Fluted

<sup>1</sup>Not available in .250 wall.

### Wall Thickness

- .125: 1/8" Wall Thickness
- .188: 3/16" Wall Thickness
- .250: 1/4" Wall Thickness

### Post Center Cap (if required)

(Click here to view post cap sheet)

- BCC   • FCC   • SCC   • TFCC
- SSCC   • RCC   • PCC

### Options (Click here to view accessories sheet)

- DB4 Direct Burial mounting style pole, with 4' direct burial section (or advise other length)
- HXB Helix Base mounting style pole
- PCD Electronic Button Photocontrol, mounted on an access door (120v-277v)
- PCD4 Electronic Button Photocontrol, mounted on an access door (480v)
- GFI IUC 15 Amp duplex GFCI receptacles with a standard in-use cover
- GFI LPIUC 15 Amp duplex GFCI receptacles with a low-profile in-use cover
- GFB Remote Ground Fault Breaker installed in pole base (for use with NON-GFCI receptacles)
- FH Cast Aluminum flag holder mount, for use with 1" diameter flag pole

- SBA Single Banner Arm, "PM" style mount
- DBA Double Banner Arms, "PM" style mount
- SBAR Single Banner Arm and Ring, for triangle banners, "PM" style mount
- HSBA Single Banner Arm, HUB mount style mount
- HDBA Double Banner Arms, HUB mount style mount
- BDBA6 Double Banner Arms, Break-Away style, to break with 60MPH wind gust
- BDBA9 Double Banner Arms, Break-Away style, to break with 90MPH wind gust
- C4SBA Single Banner Arm, Clamp-Style mount, for 4" diameter poles
- C4DBA Double Banner Arms at 180°, Clamp-Style mount, for 4" diameter poles
- DHPA Double Hooked Planter Arm
- SHPA Single Hooked Planter Arm
- DSPA Double Stepped Planter Arm
- SSPA Single Stepped Planter Arm
- PA478 Cast aluminum decorative planter arm
- SA78 Small cast aluminum decorative sign arm, with 24" long channel for blade sign by others
- SA478 Large cast aluminum decorative sign arm, with 24" long channel for blade sign by others
- SABA Banner arm style sign arm, with 24" long channel for blade sign by others
- SH Female threaded speaker hub, advise thread size
- SB Sign Bracket, vertically mounted on pole shaft
- WHK Steel wreath hook

### Finish (Click here to view paint finish sheet)

#### Standard Finishes<sup>2</sup>

- BKT Black Textured
- WHT White Textured
- PGT Park Green Textured
- ABZT Architectural Medium Bronze Textured
- DBT Dark Bronze Textured

<sup>2</sup>Smooth finishes are available upon request.

#### Custom Finishes<sup>3</sup>

- CM Custom Match
- OI Old Iron
- RT Rust
- WBR Weathered Brown
- CD Cedar
- WBK Weathered Black
- TT Two Tone

<sup>3</sup>Custom colors require upcharge.

#### Sternberg Select Finishes

- VG Verde Green
- SI Swedish Iron
- OWGT Old World Gray Textured

## Specifications

### Construction

The one piece base is made of heavy wall 356 alloy cast aluminum with a 3/4" thick floor cast as an integral part of the base. The high tensile aluminum shaft shall be double circumferentially welded internally and externally to the base for added strength. This base includes a two-piece cast aluminum anchor bolt cover.

# 4500 DECATUR SERIES

## ORNAMENTAL POLE

### Shaft

The **straight smooth shaft** shall be made of ASTM 6063 extruded aluminum and tempered to a T6 condition

The **tapered smooth shaft** shall be made of ASTM 6063 extruded aluminum and tempered to a T6 condition

The **straight fluted shaft** shall be made of ASTM 6061 extruded aluminum and tempered to a T6 condition

### Installation

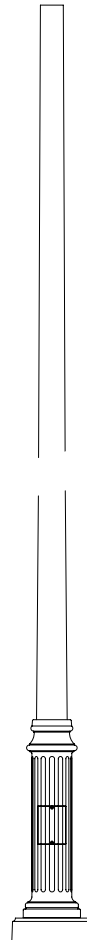
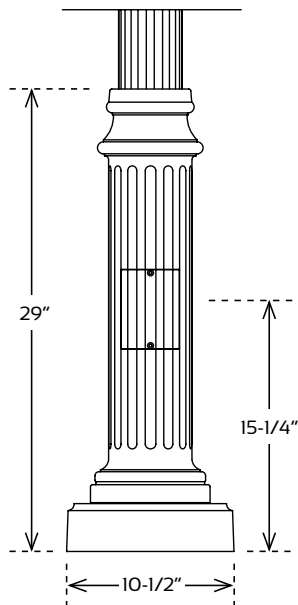
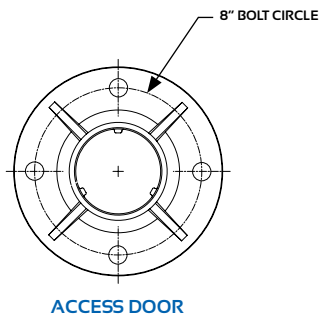
Four 1/2" diameter, hot-dipped galvanized "L" type anchor bolts shall be provided with the post for anchorage, they shall be mounted in an 8" bolt circle. The base will be provided with an access door which shall be secured with stainless steel hardware, includes a grounding stud behind the access door.

### Warranty

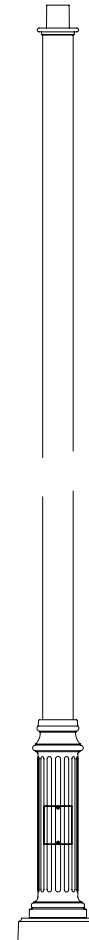
Five-year limited warranty. See product and finish warranty guide for details.

### Finish


Refer to website for details.



TAPERED  
SMOOTH  
SHAFT



STRAIGHT  
SMOOTH  
SHAFT



STRAIGHT  
FLUTED  
SHAFT



**SternbergLighting**

ESTABLISHED 1923 / EMPLOYEE OWNED

800-621-3376  
555 Lawrence Ave., Roselle, IL 60172  
info@sternberglighting.com  
www.sternberglighting.com

10/18 STERNBERG LIGHTING. ALL RIGHTS RESERVED. PRINTED IN THE USA.

# 4500 DECATUR SERIES

ORNAMENTAL POLE

## EPA Chart - AASHTO 2009

POLE HEIGHT	90 MPH	100 MPH	110 MPH	120 MPH	130 MPH	140 MPH	150 MPH
T4 4"-3" Smooth Tapered Shaft - 0.125" Wall Thickness							
8	9.64	7.68	6.23	5.12	4.29	3.67	3.17
10	6.60	5.17	4.11	3.30	2.71	2.30	1.96
12	4.71	3.59	2.76	2.13	1.69	1.40	1.18
T4 4"-3" Smooth Tapered Shaft - 0.188" Wall Thickness							
10	9.97	7.90	6.36	5.20	4.33	3.69	3.18
12	7.37	5.75	4.54	3.63	2.96	2.50	2.13
14	5.58	4.24	3.26	2.51	1.98	1.64	1.38
T4 4"-3" Smooth Tapered Shaft - 0.25" Wall Thickness							
12	9.74	7.66	6.13	4.91	4.03	3.41	2.91
14	7.53	5.83	4.56	3.61	2.88	2.41	2.03
16	5.89	4.45	3.38	2.57	1.97	1.61	1.32
FP4 4" Straight Fluted Pole - 0.125" Wall Thickness							
8	16.72	13.38	10.91	9.03	7.60	6.51	5.62
10	11.69	9.25	7.44	6.07	5.05	4.30	3.70
12	8.62	6.70	5.29	4.21	3.43	2.89	2.46
14	6.49	4.92	3.76	2.88	2.26	1.87	1.56
FP4 4" Straight Fluted Pole - 0.188" Wall Thickness							
10	12.59	9.92	7.94	6.44	5.33	4.53	3.89
12	9.61	7.44	5.84	4.62	3.74	3.15	2.67
14	7.44	5.62	4.28	3.25	2.54	2.10	1.75
16	5.75	4.19	3.04	2.16	1.58	1.25	1.00
P4 4" Straight Smooth Shaft - 0.125" Wall Thickness							
8	16.72	13.38	10.91	9.03	7.60	6.51	5.62
10	11.69	9.25	7.44	6.07	5.05	4.30	3.70
12	8.62	6.70	5.29	4.21	3.43	2.89	2.46
P4 4" Straight Smooth Shaft - 0.188" Wall Thickness							
10	12.59	9.92	7.94	6.44	5.33	4.53	3.89
12	9.61	7.44	5.84	4.62	3.74	3.15	2.67
14	7.44	5.62	4.28	3.25	2.54	2.10	1.75
P4 4" Straight Smooth Shaft - 0.25" Wall Thickness							
12	9.65	7.48	5.87	4.64	3.76	3.16	2.69
14	7.49	5.66	4.31	3.28	2.57	2.12	1.77
16	5.80	4.23	3.07	2.19	1.60	1.27	1.02

\* Consult factory for other heights.  
 \*\* All EPA values expressed in square feet.



800-621-3376  
 555 Lawrence Ave., Roselle, IL 60172  
 info@sternberglighting.com  
 www.sternberglighting.com