

4200 AUGUSTA SERIES

ORNAMENTAL POLE



DIMENSIONS
16-3/4" Ø
18" TALL

5 YEAR WARRANTY



UL LISTED



ETL LISTED



CLICK FOR FAQ'S



JOB NAME _____

FIXTURE TYPE _____

MEMO _____

BUILD A PART NUMBER

ORDERING EXAMPLE: 4214FP4-.188-BCC-GFILPIUC-SH/BKT

| Base Model | Height | Shaft | Wall Thickness | Post Center Cap | Option Burial | Option Photocell | Option Ground Fault Breaker | Option Flag Pole Holder | Option Banner Arms | Option Planter Arms | Option Sign Arms | Option Speaker Hub | Option Sign Bracket | Option Steel Wreath Hook | Finish |
|------------|--------|-------|----------------|-----------------|---------------|------------------|-----------------------------|-------------------------|--------------------|---------------------|------------------|--------------------|---------------------|--------------------------|--------|
| | | | | | | | | | | | | | | | |

Base Model

• 42

Height (in feet)

• 8 • 9 • 10 • 12 • 14 • 16 • 18

Shaft

- T4: 4" - 3" Tapered Smooth
- T5: 5" - 3" Tapered Smooth
- T54: 5" - 4" Tapered Smooth
- P4: 4" Straight Smooth
- P5: 5" Straight Smooth
- FP4¹: 4" Straight Fluted
- FP5²: 5" Straight Fluted
- TFP5³: 5" - 3" Cast Tapered Fluted

¹Not available in .250 wall

²Not available in .125 wall

³Heights limited to 9'0", 10'1", 12'2", 14'2"

Wall Thickness

- .125: 1/8" Wall Thickness
- .188: 3/16" Wall Thickness
- .250: 1/4" Wall Thickness
- C⁴: Cast Shaft, Varied Wall Thickness

⁴For cast "TFP" shafts only

Post Center Cap (if required)

(Click here to view post cap sheet)

- BCC • FCC • SCC • TFCC
- SSCC • RCC • PCC

Options (Click here to view accessories sheet)

- DB4 Direct Burial mounting style pole, with 4' direct burial section (or advise other length)
- HXB Helix Base mounting style pole
- PCD Electronic Button Photocontrol, mounted on an access door (120v-277v)
- PCD4 Electronic Button Photocontrol, mounted on an access door (480v)

- GFI IUC 15 Amp duplex GFCI receptacles with a standard in-use cover
- GFI LPIUC 15 Amp duplex GFCI receptacles with a low-profile in-use cover
- GFI IB 15 Amp duplex GFCI receptacle installed in pole base, includes mouse hole on access door for wire access
- GFB Remote Ground Fault Breaker installed in pole base (for use with NON-GFCI receptacles)
- FH Cast Aluminum flag holder mount, for use with 1" diameter flag pole
- SBA Single Banner Arm, "PM" style mount
- DBA Double Banner Arms, "PM" style mount
- SBAR Single Banner Arm and Ring, for triangle banners, "PM" style mount
- HSBA Single Banner Arm, HUB mount style mount
- HDBA Double Banner Arms, HUB mount style mount
- BDBA6 Double Banner Arms, Break-Away style, to break with 60MPH wind gust
- BDBA9 Double Banner Arms, Break-Away style, to break with 90MPH wind gust
- C4SBA Single Banner Arm, Clamp-Style mount, for 4" diameter poles
- C5SBA Single Banner Arm, Clamp-Style mount, for 5" diameter poles
- C4DBA Double Banner Arms at 180°, Clamp-Style mount, for 4" diameter poles
- C5DBA Double Banner Arms at 180°, Clamp-Style mount, for 5" diameter poles
- DHPA Double Hooked Planter Arm
- SHPA Single Hooked Planter Arm
- DSPA Double Stepped Planter Arm
- SSPA Single Stepped Planter Arm
- PA478 Cast aluminum decorative planter arm

- SA78 Small cast aluminum decorative sign arm, with 24" long channel for blade sign by others
- SA478 Large cast aluminum decorative sign arm, with 24" long channel for blade sign by others
- SABA Banner arm style sign arm, with 24" long channel for blade sign by others
- SH Female threaded speaker hub, advise thread size
- SB Sign Bracket, vertically mounted on pole shaft
- WHK Steel wreath hook

Finish (Click here to view paint finish sheet)

Standard Finishes⁵

- BKT Black Textured
- WHT White Textured
- PGT Park Green Textured
- ABZT Architectural Medium Bronze Textured
- DBT Dark Bronze Textured

⁵Smooth finishes are available upon request.

Custom Finishes⁶

- CM Custom Match
- OI Old Iron
- RT Rust
- WBR Weathered Brown
- CD Cedar
- WBK Weathered Black
- TT Two Tone

⁶Custom colors require upcharge.

Sternberg Select Finishes

- VG Verde Green
- SI Swedish Iron
- OWGT Old World Gray Textured

Specifications

Construction

The one piece base is made of heavy wall 356 alloy cast aluminum with a 3/4" thick floor cast as an integral part of the base. The high tensile aluminum shaft shall be double circumferentially welded internally and externally to the base for added strength.

Shaft

The **straight smooth shaft** shall be made of ASTM 6063 extruded aluminum and tempered to a T6 condition

The **tapered smooth shaft** shall be made of ASTM 6063 extruded aluminum and tempered to a T6 condition

The **straight fluted shaft** shall be made of ASTM 6061 extruded aluminum and tempered to a T6 condition

The **tapered fluted shaft** shall be made of heavy wall 356 alloy cast aluminum

Installation

Four 1/2" diameter, hot-dipped galvanized "L" type anchor bolts shall be provided with the post for anchorage, they shall be mounted in a 12" bolt circle. A door shall be provided for

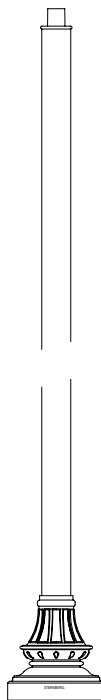
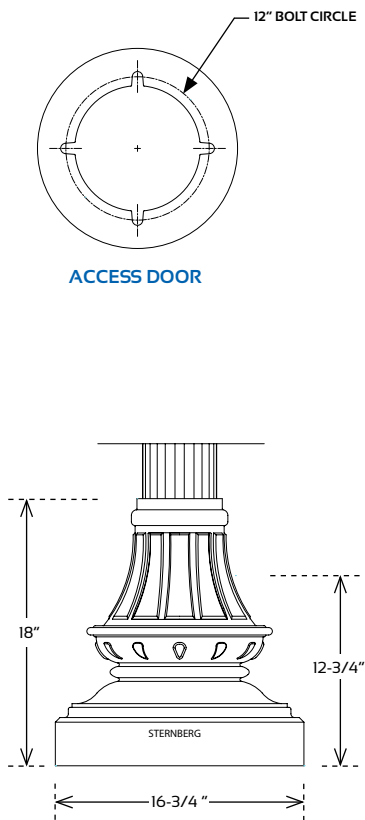
wiring and anchor bolt access. It shall be secured with stainless steel hardware. Post will be provided with a grounding stud mounted on the base floor opposite the access door.

Warranty

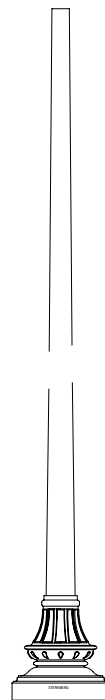
Five-year limited warranty. See product and finish warranty guide for details.

Finish


Refer to website for details.



STRAIGHT
SMOOTH
SHAFT



TAPERED
SMOOTH
SHAFT



STRAIGHT
FLUTED
SHAFT



TAPERED
FLUTED
SHAFT

4200 AUGUSTA SERIES

ORNAMENTAL POLE

EPA Chart - AASHTO 2009

| POLE HEIGHT | 90 MPH | 100 MPH | 110 MPH | 120 MPH | 130 MPH | 140 MPH | 150 MPH |
|--|--------|---------|---------|---------|---------|---------|---------|
| T4 4"-3" Smooth Tapered Shaft - 0.125" Wall Thickness | | | | | | | |
| 8 | 13.87 | 11.07 | 8.99 | 7.41 | 6.22 | 5.32 | 4.60 |
| 10 | 10.12 | 7.97 | 6.39 | 5.18 | 4.29 | 3.64 | 3.13 |
| 12 | 7.64 | 5.92 | 4.64 | 3.67 | 2.97 | 2.50 | 2.12 |
| 14 | 5.84 | 4.41 | 3.35 | 2.54 | 1.98 | 1.63 | 1.36 |
| T4 4"-3" Smooth Tapered Shaft - 0.188" Wall Thickness | | | | | | | |
| 10 | 10.20 | 8.04 | 6.44 | 5.22 | 4.32 | 3.68 | 3.16 |
| 12 | 7.73 | 5.99 | 4.70 | 3.72 | 3.01 | 2.54 | 2.15 |
| 14 | 5.95 | 4.49 | 3.42 | 2.60 | 2.03 | 1.67 | 1.39 |
| 16 | 4.56 | 3.32 | 2.40 | 1.70 | 1.24 | 0.98 | 0.78 |
| T4 4"-3" Smooth Tapered Shaft - 0.25" Wall Thickness | | | | | | | |
| 12 | 7.78 | 6.02 | 4.73 | 3.74 | 3.03 | 2.55 | 2.17 |
| 14 | 6.00 | 4.53 | 3.45 | 2.63 | 2.05 | 1.69 | 1.41 |
| 16 | 4.62 | 3.36 | 2.44 | 1.73 | 1.26 | 1.00 | 0.80 |
| 18 | 3.42 | 2.34 | 1.54 | 0.94 | 0.56 | 0.38 | |
| T5 5"-3" Smooth Tapered Shaft - 0.125" Wall Thickness | | | | | | | |
| 8 | 18.96 | 15.17 | 12.47 | 10.43 | 8.85 | 7.60 | 6.59 |
| 10 | 14.01 | 11.11 | 9.10 | 7.58 | 6.41 | 5.49 | 4.74 |
| 12 | 10.79 | 8.44 | 6.87 | 5.70 | 4.80 | 4.08 | 3.51 |
| 14 | 8.47 | 6.51 | 5.25 | 4.33 | 3.61 | 3.05 | 2.61 |
| T5 5"-3" Smooth Tapered Shaft - 0.188" Wall Thickness | | | | | | | |
| 10 | 14.08 | 11.16 | 9.14 | 7.62 | 6.44 | 5.51 | 4.77 |
| 12 | 10.86 | 8.50 | 6.92 | 5.74 | 4.83 | 4.11 | 3.54 |
| 14 | 8.55 | 6.57 | 5.31 | 4.37 | 3.65 | 3.09 | 2.64 |
| 16 | 6.78 | 5.09 | 4.06 | 3.31 | 2.74 | 2.29 | 1.93 |
| T5 5"-3" Smooth Tapered Shaft - 0.25" Wall Thickness | | | | | | | |
| 12 | 10.89 | 8.53 | 6.94 | 5.76 | 4.85 | 4.13 | 3.55 |
| 14 | 8.59 | 6.61 | 5.34 | 4.40 | 3.67 | 3.11 | 2.65 |
| 16 | 6.83 | 5.12 | 4.09 | 3.34 | 2.76 | 2.31 | 1.95 |
| 18 | 5.30 | 3.83 | 3.00 | 2.41 | 1.96 | 1.61 | 1.33 |
| T54 5"-4" Smooth Tapered Shaft - 0.125" Wall Thickness | | | | | | | |
| 8 | 18.81 | 15.01 | 12.33 | 10.31 | 8.73 | 7.49 | 6.49 |
| 10 | 13.82 | 10.90 | 8.91 | 7.42 | 6.26 | 5.35 | 4.62 |
| 12 | 10.54 | 8.19 | 6.64 | 5.49 | 4.61 | 3.91 | 3.35 |
| 14 | 8.18 | 6.20 | 4.98 | 4.08 | 3.39 | 2.85 | 2.42 |
| T54 5"-4" Smooth Tapered Shaft - 0.188" Wall Thickness | | | | | | | |
| 10 | 13.86 | 10.94 | 8.94 | 7.44 | 6.28 | 5.37 | 4.63 |
| 12 | 10.60 | 8.23 | 6.68 | 5.52 | 4.63 | 3.93 | 3.37 |
| 14 | 8.24 | 6.25 | 5.02 | 4.11 | 3.42 | 2.88 | 2.44 |
| 16 | 6.42 | 4.71 | 3.73 | 3.01 | 2.46 | 2.04 | 1.71 |
| T54 5"-4" Smooth Tapered Shaft - 0.25" Wall Thickness | | | | | | | |
| 12 | 10.64 | 8.27 | 6.71 | 5.55 | 4.65 | 3.95 | 3.39 |
| 14 | 8.29 | 6.30 | 5.06 | 4.14 | 3.44 | 2.90 | 2.46 |
| 16 | 6.48 | 4.76 | 3.77 | 3.04 | 2.49 | 2.06 | 1.73 |
| 18 | 4.90 | 3.42 | 2.63 | 2.07 | 1.65 | 1.33 | 1.08 |
| FP4 4" Straight Fluted Pole - 0.125" Wall Thickness | | | | | | | |
| 8 | 13.73 | 10.92 | 8.83 | 7.25 | 6.06 | 5.17 | 4.47 |
| 10 | 9.93 | 7.77 | 6.18 | 4.96 | 4.08 | 3.45 | 2.95 |
| 12 | 7.41 | 5.67 | 4.38 | 3.40 | 2.71 | 2.26 | 1.90 |
| 14 | 5.56 | 4.11 | 3.04 | 2.22 | 1.67 | 1.35 | 1.10 |
| FP4 4" Straight Fluted Pole - 0.188" Wall Thickness | | | | | | | |
| 10 | 9.99 | 7.82 | 6.22 | 5.00 | 4.10 | 3.48 | 2.98 |
| 12 | 7.48 | 5.72 | 4.43 | 3.44 | 2.74 | 2.29 | 1.93 |
| 14 | 5.64 | 4.17 | 3.09 | 2.27 | 1.71 | 1.38 | 1.13 |
| 16 | 4.20 | 2.95 | 2.02 | 1.32 | 0.86 | 0.64 | 0.47 |

* Consult factory for other heights.

** All EPA values expressed in square feet.



SternbergLighting

ESTABLISHED 1923 / EMPLOYEE OWNED

800-621-3376
 555 Lawrence Ave., Roselle, IL 60172
 info@sternberglighting.com
 www.sternberglighting.com

10/18 STERNBERG LIGHTING. ALL RIGHTS RESERVED. PRINTED IN THE USA.

4200 AUGUSTA SERIES

ORNAMENTAL POLE

EPA Chart - AASHTO 2009

| POLE HEIGHT | 90 MPH | 100 MPH | 110 MPH | 120 MPH | 130 MPH | 140 MPH | 150 MPH |
|---|--------|---------|---------|---------|---------|---------|---------|
| FP5 5" Straight Fluted Pole - 0.188" Wall Thickness | | | | | | | |
| 10 | 13.64 | 10.71 | 8.73 | 7.26 | 6.11 | 5.21 | 4.49 |
| 12 | 10.32 | 7.94 | 6.42 | 5.29 | 4.42 | 3.74 | 3.20 |
| 14 | 7.90 | 5.91 | 4.72 | 3.84 | 3.17 | 2.65 | 2.24 |
| 16 | 6.03 | 4.32 | 3.37 | 2.69 | 2.18 | 1.78 | 1.47 |
| FP5 5" Straight Fluted Pole - 0.25" Wall Thickness | | | | | | | |
| 12 | 10.33 | 7.96 | 6.43 | 5.30 | 4.43 | 3.75 | 3.21 |
| 14 | 7.93 | 5.93 | 4.73 | 3.85 | 3.18 | 2.66 | 2.24 |
| 16 | 6.05 | 4.34 | 3.39 | 2.71 | 2.19 | 1.79 | 1.47 |
| 18 | 4.42 | 2.94 | 2.20 | 1.69 | 1.31 | 1.02 | 0.79 |
| P4 4" Straight Smooth Shaft - 0.125" Wall Thickness | | | | | | | |
| 8 | 13.73 | 10.92 | 8.83 | 7.25 | 6.06 | 5.17 | 4.47 |
| 10 | 9.93 | 7.77 | 6.18 | 4.96 | 4.08 | 3.45 | 2.95 |
| 12 | 7.41 | 5.67 | 4.38 | 3.40 | 2.71 | 2.26 | 1.90 |
| 14 | 5.56 | 4.11 | 3.04 | 2.22 | 1.67 | 1.35 | 1.10 |
| P4 4" Straight Smooth Shaft - 0.188" Wall Thickness | | | | | | | |
| 10 | 9.99 | 7.82 | 6.22 | 5.00 | 4.10 | 3.48 | 2.98 |
| 12 | 7.48 | 5.72 | 4.43 | 3.44 | 2.74 | 2.29 | 1.93 |
| 14 | 5.64 | 4.17 | 3.09 | 2.27 | 1.71 | 1.38 | 1.13 |
| 16 | 4.20 | 2.95 | 2.02 | 1.32 | 0.86 | 0.64 | 0.47 |
| P4 4" Straight Smooth Shaft - 0.25" Wall Thickness | | | | | | | |
| 12 | 7.51 | 5.75 | 4.45 | 3.46 | 2.76 | 2.30 | 1.94 |
| 14 | 5.68 | 4.20 | 3.12 | 2.29 | 1.73 | 1.40 | 1.14 |
| 16 | 4.24 | 2.98 | 2.05 | 1.34 | 0.88 | 0.66 | 0.48 |
| 18 | 2.99 | 1.91 | 1.10 | 0.49 | | | |
| P5 5" Straight Smooth Shaft - 0.125" Wall Thickness | | | | | | | |
| 8 | 18.64 | 14.84 | 12.18 | 10.17 | 8.61 | 7.38 | 6.39 |
| 10 | 13.60 | 10.68 | 8.71 | 7.23 | 6.09 | 5.20 | 4.48 |
| 12 | 10.27 | 7.91 | 6.39 | 5.27 | 4.40 | 3.73 | 3.18 |
| 14 | 7.85 | 5.87 | 4.68 | 3.81 | 3.15 | 2.63 | 2.22 |
| P5 5" Straight Smooth Shaft - 0.188" Wall Thickness | | | | | | | |
| 10 | 13.64 | 10.71 | 8.73 | 7.26 | 6.11 | 5.21 | 4.49 |
| 12 | 10.32 | 7.94 | 6.42 | 5.29 | 4.42 | 3.74 | 3.20 |
| 14 | 7.90 | 5.91 | 4.72 | 3.84 | 3.17 | 2.65 | 2.24 |
| 16 | 6.03 | 4.32 | 3.37 | 2.69 | 2.18 | 1.78 | 1.47 |
| P5 5" Straight Smooth Shaft - 0.25" Wall Thickness | | | | | | | |
| 12 | 10.33 | 7.96 | 6.43 | 5.30 | 4.43 | 3.75 | 3.21 |
| 14 | 7.93 | 5.93 | 4.73 | 3.85 | 3.18 | 2.66 | 2.24 |
| 16 | 6.05 | 4.34 | 3.39 | 2.71 | 2.19 | 1.79 | 1.47 |
| 18 | 4.42 | 2.94 | 2.20 | 1.69 | 1.31 | 1.02 | 0.79 |

* Consult factory for other heights.

** All EPA values expressed in square feet.



SternbergLighting

ESTABLISHED 1923 / EMPLOYEE OWNED

800-621-3376
 555 Lawrence Ave., Roselle, IL 60172
 info@sternberglighting.com
 www.sternberglighting.com

10/18 STERNBERG LIGHTING. ALL RIGHTS RESERVED. PRINTED IN THE USA.