




# Forever Bright



Model: **SPJ-EL100**  
Finish: Matte Bronze

## SPECIFICATION FEATURES

- Finish:** Our naturally etched finishes will withstand the test of time. All finishes are individually treated insuring consistency. Our meticulous application results in a fixture that truly becomes "a one of a kind".
- Electrical:** Available in 12V or 120V
- Labels:** ETL Standard Wet Label  
C-ETL

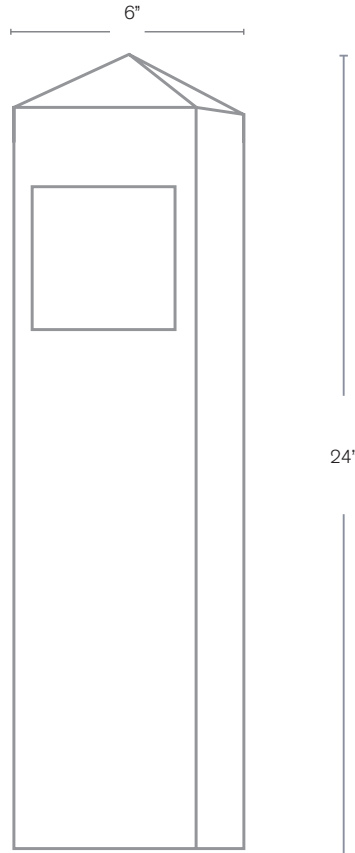
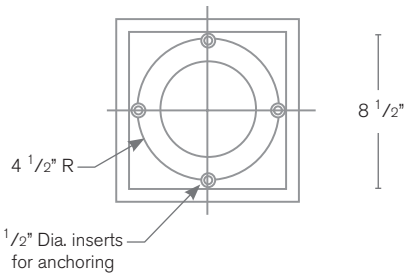
*Custom Shapes and Sizes Available!*

## Solid Brass & Copper Bollard

### DESCRIPTION

- Model#:** SPJ-EL100
- Material:** Solid Brass
- Electrical:** 12V or 120V
- Engine:** Specify (Consult customer service)
- Options:** Fluorescent or LED (specify)
- Mounting:** Anchor Bolted or Direct Burial (must specify)

### Anchor Bolt Plate



**Wet Listed**



### ORDERING INFORMATION

Model#	Finishes	Wattage	Optics	Lumens	Color Temp.	Electrical
<b>SPJ-EL100</b>	<b>MBR</b>	<b>TBD</b>	<b>NA</b>	<b>TBD</b>	<b>TBD</b>	<b>12V</b>

- V = Verde
- M = Moss
- AG = Aged Brass
- MBR = Matte Bronze
- RC = Raw Copper
- GM = Gun Metal
- B = Black
- R = Rusty
- PVDP = PVD Polished
- PVDS = PVD Satin

- Spot
- Flood
- Wide Flood
- Wide Angle Flood

- 2700K
- 4000K
- 6500K
- 12V
- 120V