



Forever Bright

SPECIFICATION FEATURES



Model: **SPJ-AL2-8W**
Finish: Matte Bronze

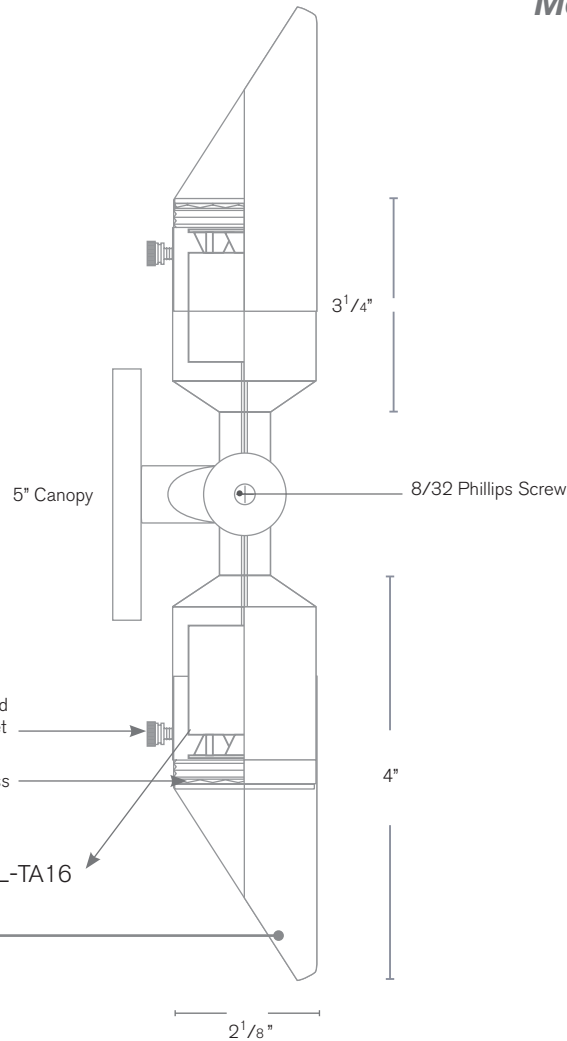
- Finish:** Our naturally etched finishes will withstand the test of time. All finishes are individually treated insuring consistency. Our meticulous application results in a fixture that truly becomes "a one of a kind".
- Electrical:** Available in 12V-15V
- Labels:** ETL Standard Wet Label
C-ETL

Surface Mount Directional Light

DESCRIPTION

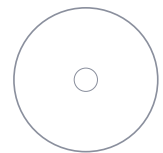
- Model#:** SPJ-AL2-8W
- Material:** Solid Brass
- Electrical:** 12V-15V
- Engine:** (2) FB-8W-CYL-TA16
- Lumens:** 1160
- Color Temp:** 2700K
- Optic:** Spot, Flood, Wide Flood, Wide Angle Flood
- Mounting:** Surface Mount
- LED:** Nichia

Mounting Canopies



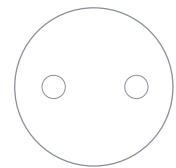
2 3/4"

SPJ19-01



4"

SPJ19-10



5"

SPJ19-12



Wet Listed



ORDERING INFORMATION

Model#	Finishes	Wattage	Optics	Lumens	Color Temp.	Electrical
SPJ-AL2-8W	MBR	8W	FLOOD	1160	2700K	12-15V

- V = Verde
- GM = Gun Metal
- M = Moss
- B = Black
- AG = Aged Brass
- R = Rusty
- MBR = Matte Bronze
- PVDP = PVD Polished
- SB = Satin Brass
- PVDS = PVD Satin

WWW.SPJLIGHTING.COM