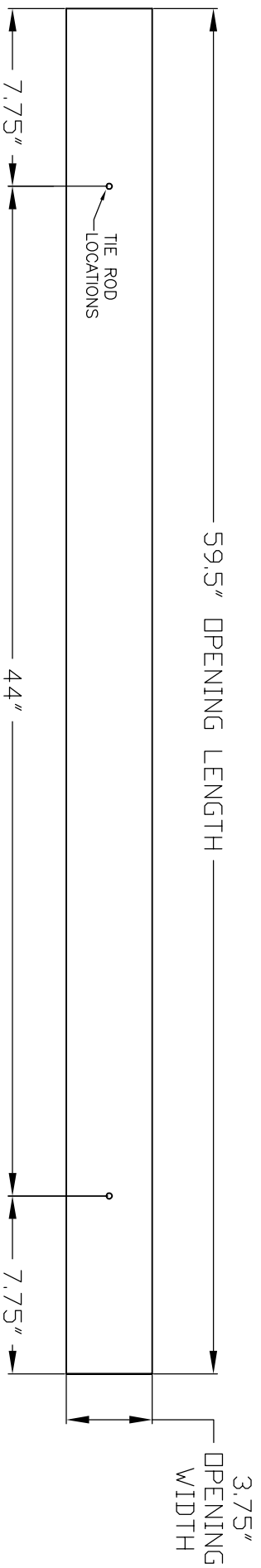
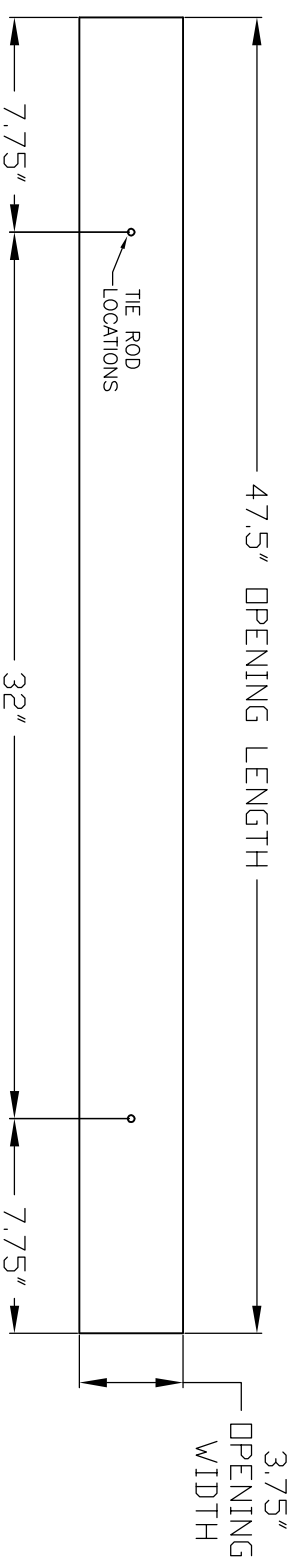


# S23XR/1T5 SR CEILING INSTALLATION INSTRUCTIONS

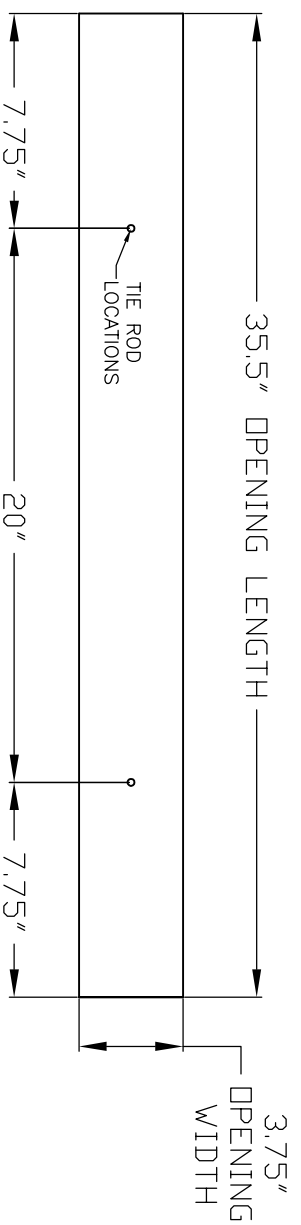
## CEILING OPENING DIMENSIONS



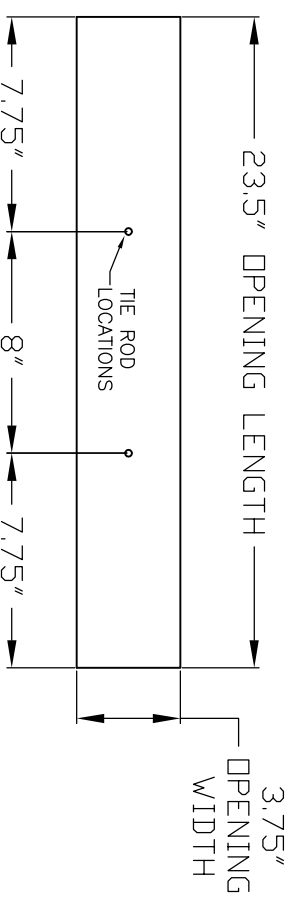
5' INDIVIDUAL SHEETROCK OPENING DIMENSIONS



4' INDIVIDUAL SHEETROCK OPENING DIMENSIONS



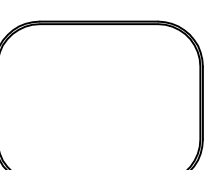
3' INDIVIDUAL SHEETROCK OPENING DIMENSIONS



2' INDIVIDUAL SHEETROCK OPENING DIMENSIONS

REVISIONS	
B	
A	
DATE	

THIS DOCUMENT IS THE CONFIDENTIAL AND PROPRIETARY PROPERTY OF NEO-RAY AND MAY NOT BE USED OR REPRODUCED NOR ITS CONTENTS DIVULGED WITHOUT NEO-RAY'S CONSENT OR KNOWLEDGE.



**neoray**  
 100 Andrews Road, Hicksville, N.Y. 11801  
 TEL: 516-470-1000 FAX: 516-470-1077  
**COOPER** Lighting Solutions  
 WWW.COOPERLIGHTING.COM

**INSTRUCTIONS FOR SERIES**  
 SERIES 23XR/1T5  
 SHEETROCK (SR)

DRAWN BY		APPROVED		INSTALLATION INSTRUCTIONS
JH				
DATE	4/13/09	SCALE	NONE	SHEET 2 OF 3