


Project		Catalog #		Type	
Prepared by		Notes		Date	



Neo-Ray

Define Acoustic Unlit Baffle

0.5", 2" and 4"
Unlit
Suspended Baffle

Typical Applications

Office • Education • Healthcare • Hospitality • Retail

Product Certification



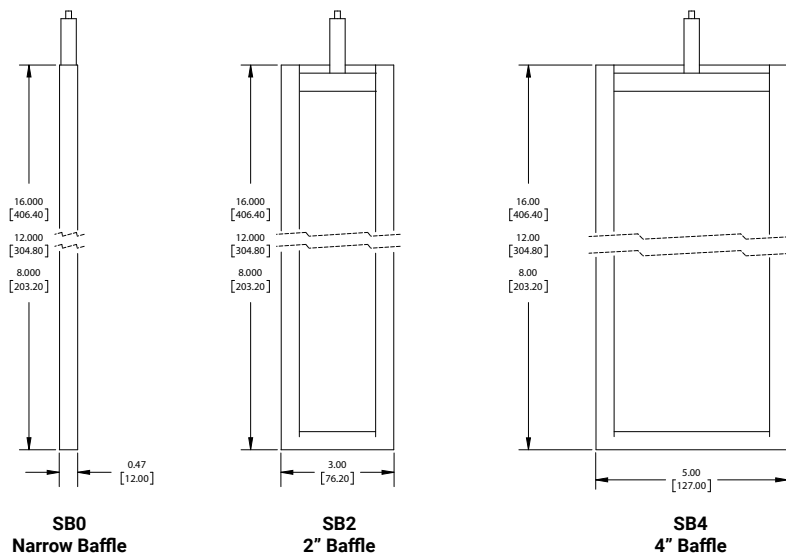
Interactive Menu

- Order Information page 2
- Length and Mounting Details page 2
- Product Specifications page 2
- Acoustic Performance page 3
- Acoustic Material Colors page 3
- Decorative End Cap Options page 3

Top Product Features

- Unlit Suspended Acoustic Baffles to compliment our Acoustic Slot family
- Available in 2", 4" and Narrow (0.5")
- Available in 4ft incremental lengths with 8", 12" and 16" heights

Dimensional Detail



additional product diagrams

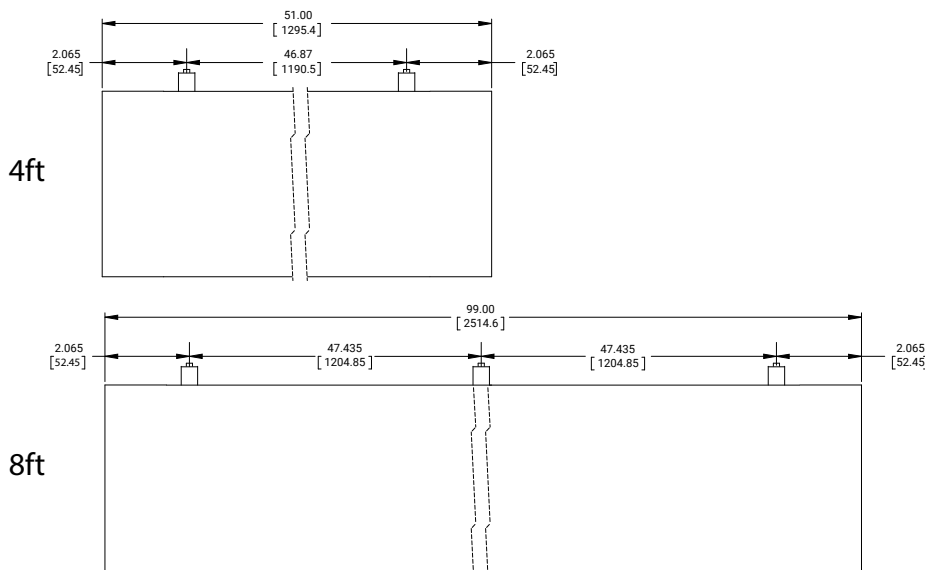
Order Information

Icon Key: ∅ Consult factory for availability

SAMPLE ORDER NUMBER: **SB412B-C4TS8F0-S3W1**

Aperture / Series	Height	Suspension Type	Ceiling Type	Mounting HW Color	Length (Ft)	Acoustic Panel Color	Fixture End Cap
Series / Height	Height	Suspension Type	Ceiling Type	Mounting HW Color	Length (Ft)	Acoustic Panel Color	Fixture End Cap
SB2 = 2" Aperture Non-Lit Baffle SB4 = 4" Aperture Non-Lit Baffle SB0 = Narrow 0.5" Non-Lit Baffle	08 =8" Height, Un-lit Baffle 12 =12" Height, Un-lit Baffle 16 =16" Height, Un-lit Baffle	-C4=4ft Aircraft Cable -C10=10ft Aircraft Cable -C20=20ft Aircraft Cable -S4=4ft Stem Mount -S8=8ft Stem Mount	JB =Gypsum Board, Junction Box, Structure T1 =15/16" T-Grid (ETG) T9 =9/16" T-Grid (FTG) TS =9/16" Slot (STG), Tegular (FTT), Interlude (ITG)	(blank)=White B=Black	4F0 = 4ft Length 8F0 = 8ft Length	-S1=White (White) -S2=Acacia (Med Grey) -S3=Asche (Dark Grey) -S4=Midnight (Black) -SC=Custom ∅	A1 =White (White) A2 =Acacia (Med Grey) A3 =Asche (Dark Grey) A4 =Midnight (Black) AC =Custom ∅ W1 =Wood, Maple ∅ W2 =Wood, Walnut ∅ WA =White Powder Coated Metal SA =Silver Powder Coated Metal BA =Black Powder Coated Metal CA =Custom Powder Coated Metal ∅
Notes		Notes	Notes	Notes White mounting hardware standard	Notes	Notes Contact factory for SC option.	Notes Contact factory for AC option.

Length and Mounting Details



Product Specifications

Housing Construction

- Available in Flush and Regressed Housing
- Precision cut housing extruded from 6063 aluminum
- Precision cut sheet metal end-caps ensure a robust and clean construction
- Tethered indirect (top) tray allows for contractor friendly installation
- Nominal 4' and 8' illuminated sections used in individual fixtures in continuous runs.

Acoustic Material

- Composition: 100% Polyester, PET
- Thickness: 12mm
- Fire Testing: ASTM E84 Class A
- Environmental: EPD in accordance with ISO 14025; Red List Free; Green Tag Cert Certified; 100% Recyclable
- General: Moisture resistant; Installation Friendly; Non-allergenic; Low Irritant

Mounting

- Suspended

Lengths

- Available in 4ft and 8ft lengths.
- Additional fixture lengths are available please consult factory. All lengths are nominal, refer to dimensional diagram for details.

Weight

- Narrow Baffle**
- 8" - 0.50 lbs/ft
- 12" - 1.00 lbs/ft
- 16" - 1.50 lbs/ft

Define 2 Baffle

- 8" - 1.0 lbs/ft
- 12" - 1.5 lbs/ft
- 16" - 2.0 lbs/ft

Define 4 Baffle

- 8" - 1.0 lbs/ft
- 12" - 1.5 lbs/ft
- 16" - 2.0 lbs/ft

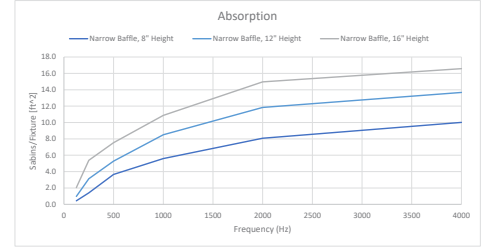
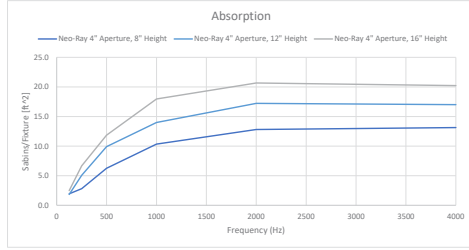
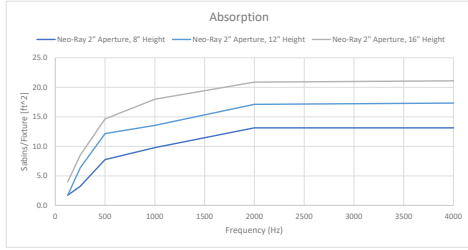
Approvals

- Rohs
- Meets NYC requirements


Warranty

- Five year warranty standard.

Acoustic Performance



Acoustic Material Colors



Decorative End Cap Options

