

DESCRIPTION

23XR LED wall wash provides wall illumination up to 10' in height with smooth gradation from top to bottom of the wall. The 23XR LED is perfect for classrooms, conference rooms, corridor walls, arcades and galleries. The 23XR LED features excellent photometrics and high efficacy while offering smooth wall wash free of striations and shadows. Runs are provided to the nearest foot and the light source is hidden from most viewing angles.

Catalog #		Type
Project		
Comments		Date
Prepared by		

SPECIFICATION FEATURES

Construction

Housing is one piece, die-formed, cold rolled steel. Standard 3' and 4' fixture lengths available.

Reflectors

Precision formed reflector.

Finish

Durable, low gloss, white, high reflectance powder coated acrylic finish.

Electrical

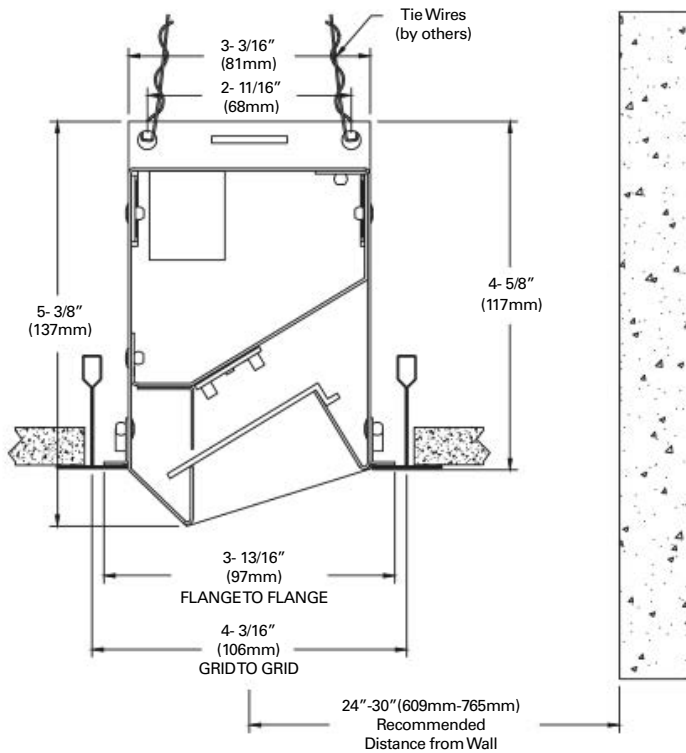
Long-life LED system coupled with electrical driver to deliver optimal performance. LED's available in 3000K, 3500K or 4000K with a typical CRI > 85. Projected life is 60,000 hours at 82% lumen output. Electronic drivers are available for 120-277V applications. Fixtures and electrical components certified to UL and CUL standards. Damp location rated.

Shielding

Luminaire ships standard with frosted acrylic diffuser.

Mounting

Recessed.



23XR LED

WALL WASH

Asymmetric Wash
Direct-InDirect

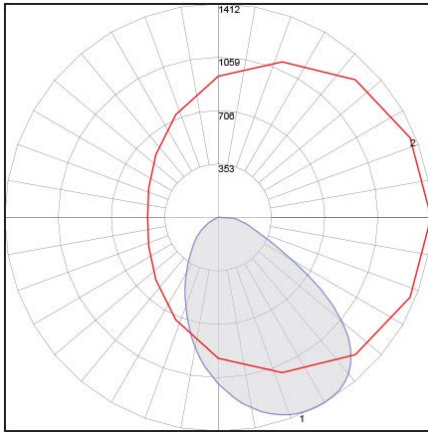
ORDERING INFORMATION

Sample Number: 23XR-2-L35-ETG-4-UNV-STD-1D-GLR-W

Series	Light Level	Color Temperature	Ceiling Type	Length
23XR = Series 23 Wall Wash	-2 = Light Level 2 (2839 Lms @ 37 W) (709 Lumens per ft @ 9.25W)	-L30 = LED 3000K -L35 = LED 3500K -L40 = LED 4000K	-ETG = 15/16" T-Grid -FTG = 9/16" T-Grid -STG = 9/16" SlotT-Grid -GYP = Sheet Rock -FSR = Flangeless Sheet Rock	-3 = 3' -4 = 4' -X = Run
				See Configuration Table

Input Voltage	Driver	Circuits	Wiring	Fusing	Color Options
-120 = 120V -277 = 277V -UNV = Universal (120V-277V) -347 = 347V	-STD = 0-10V Dimming Driver -5LT = DALI Driver	-1 = Single Circuit -S = Secondary Circuit	B = Battery Pack D = Standard E = Emergency	-GLR = GLR Fast -GMF = GMF Slow	-W = Matte White Trim -CC = Custom Color Trim
347 is remote transformer	5LT utilizes a DALI DAC		B is remote battery		Contact factory for custom color

All data certified to LM-79 standards in a NAVLAB approved testing facility

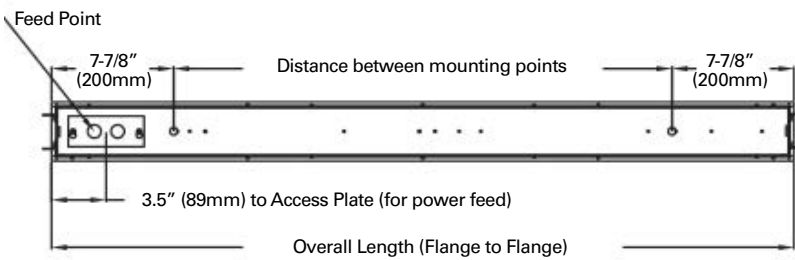


Filename: 23XR-2L35-ETG-4-1DD-SI-W
 Test Number: P24876
 Lumens: 2839 Lm
 Watts: 37.3 W
 LPW: 76 Lms/W
 CCT: 3500K

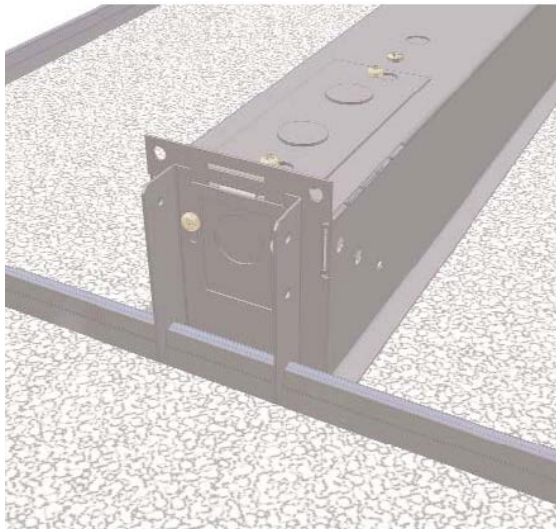
ZONAL LUMEN STUDY		
Zone	Lumens	% Fixture
0-30	841	29.6
0-40	1368	48.2
0-60	2357	83
0-90	2839	100
90-180	0	0

LUMINANCE DATA (cd / sq.m)			
Angle	0-Deg	45-Deg	90-Deg
45	50491	45300	27172
55	41397	44347	25098
65	26192	36303	22460
75	23379	25927	19057
85	38826	33232	14148

Housing Dimensions - Refer to submittal drawings for specific fixture dimensions

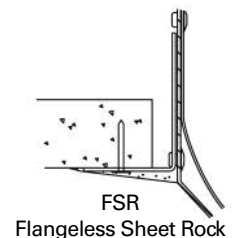
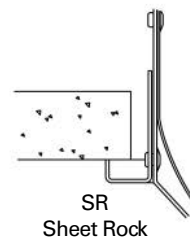
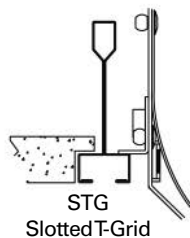
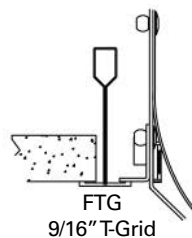
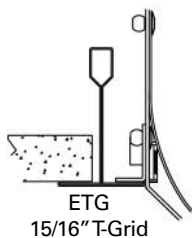


Individual Fixture Dimensions (Grid)		
Fixture Type	Distance between mounting points (for the rods)	Overall Length
3' IND	20" (508mm)	35 11/16" (906mm)
4' IND	32" (813mm)	47 11/16" (1211mm)



Patent pending adjustable ceiling mounting system adjusts to various ceiling grid types and enables precise end installation fit for an integrated ceiling appearance. Access plate and pre-wired assembly allows for easy wiring.

Recommended distance from fixture longitudinal axis and wall is 1' to 3'. Optimum performance distance is 2'. Fixture housing lengths are 2', 3' and 4' and can be mounted in continuous rows.



23XR Configuration	
Run Length (ft)	Fixture Length and Configuration
3	3D
4	4D
5	Not Available
6	3B + 3E
7	4B + 3E
8	4B + 4E
9	3B + 3I + 3E
10	4B + 3I + 3E
11	4B + 4I + 3E
12	4B + 4I + 4E
13	4B + 3I + 3I + 3E
14	4B + 4I + 3I + 3E
15	4B + 4I + 4I + 3E
16	4B + 4I + 4I + 4E
17	4B + 4I + 3I + 3I + 3E
18	4B + 4I + 4I + 3I + 3E
19	4B + 4I + 4I + 4I + 3E
20	4B + 4I + 4I + 4I + 4E
21	4B + 4I + 4I + 3I + 3I + 3E
22	4B + 4I + 4I + 4I + 3I + 3E
23	4B + 4I + 4I + 4I + 4I + 3E
24	4B + 4I + 4I + 4I + 4I + 4E
25	4B + 4I + 4I + 4I + 3I + 3I + 3E
26	4B + 4I + 4I + 4I + 4I + 3I + 3E
27	4B + 4I + 4I + 4I + 4I + 4I + 3E
28	4B + 4I + 4I + 4I + 4I + 4I + 4E
29	4B + 4I + 4I + 4I + 4I + 3I + 3I + 3E
30	4B + 4I + 4I + 4I + 4I + 4I + 3I + 3E
31	4B + 4I + 4I + 4I + 4I + 4I + 4I + 3E
32	4B + 4I + 4I + 4I + 4I + 4I + 4I + 4E
33	4B + 4I + 4I + 4I + 4I + 4I + 3I + 3I + 3E
34	4B + 4I + 4I + 4I + 4I + 4I + 4I + 3I + 3E
35	4B + 4I + 4I + 4I + 4I + 4I + 4I + 4I + 3E
36	4B + 4I + 4I + 4I + 4I + 4I + 4I + 4I + 4E
37	4B + 4I + 4I + 4I + 4I + 4I + 4I + 3I + 3I + 3E
38	4B + 4I + 4I + 4I + 4I + 4I + 4I + 4I + 3I + 3E
39	4B + 4I + 4I + 4I + 4I + 4I + 4I + 4I + 4I + 3E
40	4B + 4I + 4I + 4I + 4I + 4I + 4I + 4I + 4I + 4E
	D = Individual Fixture
	B = Beginning of Run
	I = Intermediate Fixture
	E = End of Run