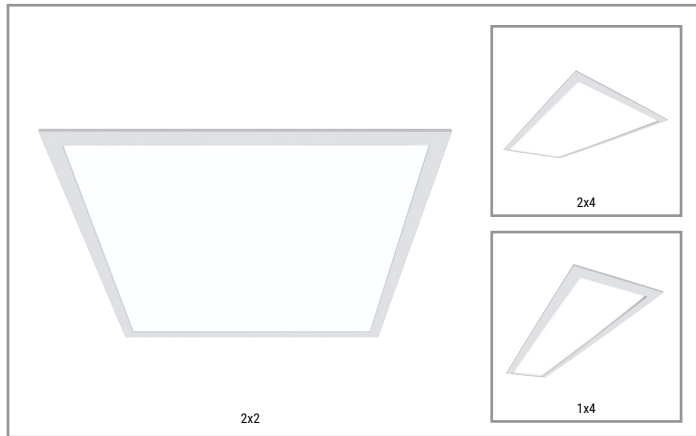


Project		Catalog #		Type	
Prepared by		Notes		Date	



## Metalux

**CGTS NUV** Selectable Lumens and CCT with 120-347V Driver - 2x4/2x2/1x4

LED Backlit Panel

### Typical Applications

Offices • Education • Healthcare • Retail

### Interactive Menu

- Order Information [page 2](#)
- Photometric Data [page 4](#)
- Product Warranty

### Product Certification

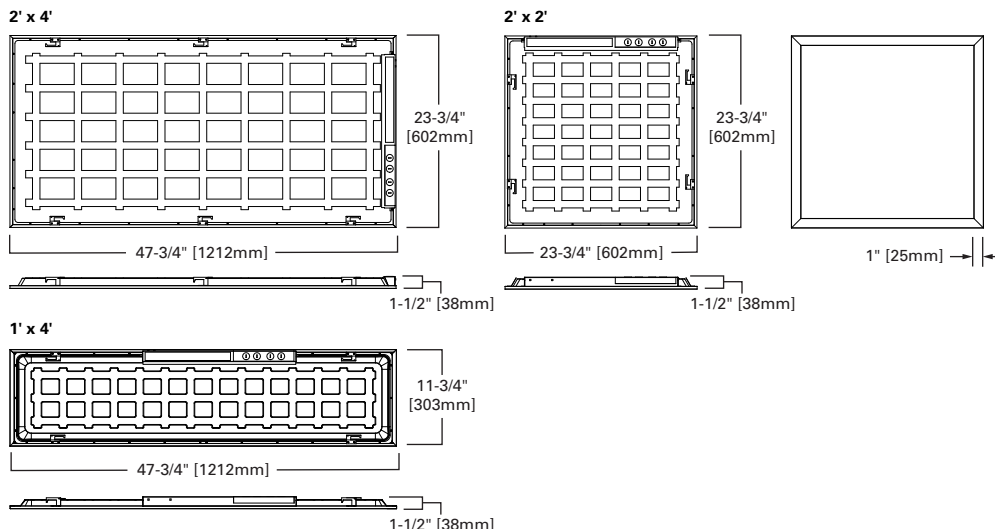


For Canadian Market Only

### Top Product Features

- CGTS NUV steel housing is post-painted to increase efficacy, facilitate installation, and inhibit corrosion
- CGTS NUV acrylic micro-optics provide uniform illumination across the entire lens
- CGTS NUV extruded aluminum door frame tightly seals to the housing for optimal performance and aesthetics. Minimum fixture height ideal for shallow plenum.
- CGTS NUV has three color temperature and three lumen package choices for use in a variety of applications
- CGTS NUV selectable switches located on the side of the junction box, for quick and easy adjustment
- NUV 120 - 347V driver with 0-10V dimming, 10% standard

## CGTS NUV Dimensions



See page 3 for Junction Box details for CGTS NUV

[additional product diagrams](#)



## CGTS NUV Ordering Information/Performance

### CGTS NUV Shipping Data

Size	Catalog	UPC	Lumen Setting	CCT	CRI (Min)	Delivered Nominal Lumens	Watts	Efficacy (lm/W)
1x4	14CGTS-NUV	80083247806	Low	3500	85	3513	30.5	115
				4000	86	3735	28.8	130
				5000	85	3617	31.0	117
			Medium	3500	85	3934	35.4	111
				4000	86	4232	33.2	128
				5000	85	4067	35.9	113
			High	3500	85	4342	40.3	108
				4000	86	4712	37.6	125
				5000	85	4486	41.0	109
2x2	22CGTS-NUV	80083247837	Low	3500	85	3515	30.2	117
				4000	86	3732	28.7	130
				5000	85	3625	30.5	119
			Medium	3500	85	3953	34.9	113
				4000	86	4228	33.0	128
				5000	85	4060	35.3	115
			High	3500	85	4361	39.8	110
				4000	86	4676	37.5	125
				5000	85	4462	40.3	111
2x4	24CGTS-NUV	80083247851	Low	3500	85	4182	35.0	120
				4000	86	4352	33.6	130
				5000	85	4333	35.1	124
			Medium	3500	85	4612	39.4	117
				4000	86	4787	37.4	128
				5000	85	4753	39.2	121
			High	3500	85	5633	50.1	113
				4000	86	5962	47.6	125
				5000	85	5898	50.3	117

	1x4	2x2	2x4
Weight (lb.)	4.7	4.4	8.8
Pallet Qty	75	50	25
Pallet Size (in.)	49x53	30x53	30x53

### CGTS NUV Options

Catalog	Description	Example	Notes
EL7W*	7W EM Pack, Installed	22CGTS-NUV-EL7W	Remote Indicator/Test Switch
EL14W*	14W EM Pack, Installed	24CGTS-NUV-EL14W	Remote Indicator/Test Switch
A3/8-4/18GDIM	6' Length, 3/8" Cable, 2 Wire, 2 Dimming Leads, Ground	24CGTS-NUV-A3/8-4/18G DIM	
EL7W-A3/8-5/18GDIM*	7W EM Pack, Installed, and 6' Flex, 3/8" Cable, 3 Wire, 2 Dimming Leads, Ground	24CGTS-NUV-EL14W-A3/8-5/18GDIM 22CGTS-NUV-EL7W-A3/8-5/18GDIM	EL7W and EL14W can be used with any of the optional flex. EM pack is always specified before (to the left of) the flex, in the catalog number.

\* Battery options to be available early 2022.

## CGTS NUV Accessories

### Surface Mounting Options <sup>(1)</sup>

Catalog No.	Description	UPC
CGTSNUV-SURF24	2x4 CGTS NUV Surface Mount Kit	080083248346
CGTSNUV-SURF22	2x2 CGTS NUV Surface Mount Kit	080083248322
CGTSNUV-SURF14	1x4 CGTS NUV Surface Mount Kit	080083248308

**Note:** (1) Cannot be used with EL7W or EL14W options.

### Drywall Frame Kit

Catalog No.	Description	UPC
DF-24W-U	2x4 dry wall frame kit	662401232970
DF-22W-U	2x2 dry wall frame kit	662401232963
DF-14W-U	1x4 dry wall frame kit	662401232949

### Suspension Kit

Catalog	UPC	Description
FPSUS2 <sup>(2)</sup>	080083802784	2 point Y-hanger suspension kit includes aircraft cable, carabiner, ceiling connection, SO cord, cord connectors and round 4" J-box cover plate

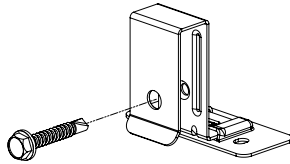
Mounting height from ceiling  
**Min.** = 7-1/4" [184mm]  
**Max.** = 27" [286mm]

**Note:** (2) FPSUS2 compatibility available early 2022.

### Ceiling Retention

Catalog	UPC
CGSTEQ*	

Required by some local codes. Order one set for each fixture (Four clips per kit)

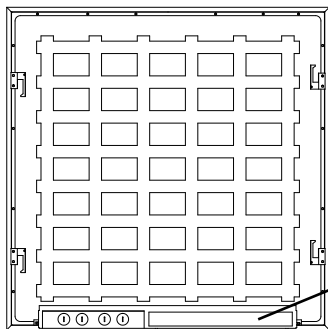


- Using CGT EQ requires the removal of four (4) existing fixture grid clips and then replacing them with the above 4" CGT EQ clips. Once the fixture is mounted in the grid ceiling, the four (4) tek-screws are driven through the CGT EQ clip, into the T-bar.

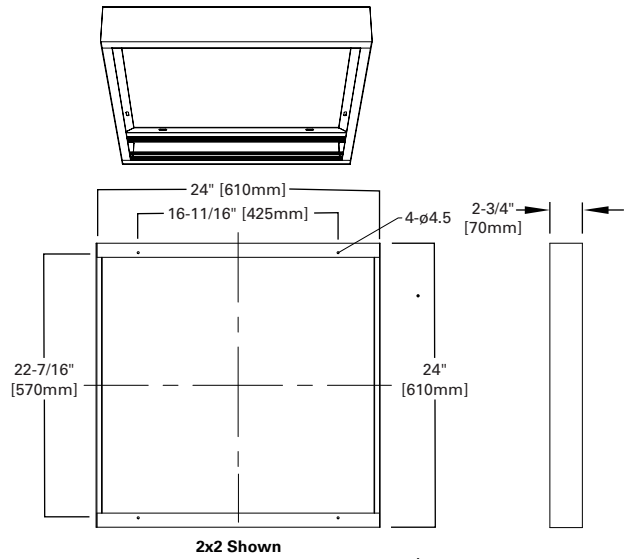
\* CGTSEQ accessory to be available early 2022

### CGTS NUV Driver Enclosure / Junction Box

Top View (2' x 2')



Lumen/  
Color Select  
Switches



## CGTS NUV Product Specifications

### Construction

- Die-formed steel back plate is post-painted to ensure durability
- Housing is constructed absent of holes
- Aluminum door frame miter cut, and mechanically fastened for a precision fit
- Frame weld and ground, for a seamless appearance

### Mounting

- Integral grid clips secure fixture to the ceiling structure
- Accessory CGT EQ clips available to mechanically fasten the clips to the fixture, and the fixture to the ceiling system
- Junction box constructed of code gauge galvanized steel with access plate
- Multiple 7/8" KO's provided, suitable for up to 12AWG wiring
- Surface and suspension kits available for use in grid or hard surfaces. Please note that the Suspension kit will be available in early 2022.
- Factory installed flexible cable with dimming leads available

### Controls

- NUV 120-347V driver with 0-10V dimming, 10% standard
- Can be used with tile mounted sensor or other remote mount controls
- Selectable driver for three color temperature choices and three lumen package choices

### Electrical

- CGTS NUV projected lumen maintenance based on TM21 testing standards is >L82 @60,000 hours
- Driver rated for FCC part 15 Class B for use in residential or commercial applications
- LEDs are 85 CRI (minimum) and switch to 3500K, 4000K, and 5000K
- Emergency battery pack options available in 7W and 14W (available in early 2022)

### Optical Shielding

- Acrylic micro-optics enable uniform distribution of LEDs for uniform lens illumination
- Smooth, frosted lens delivers uniform illumination across the entire lens
- Durable lens with surface texture to minimize scratch and impact damage

### Certifications

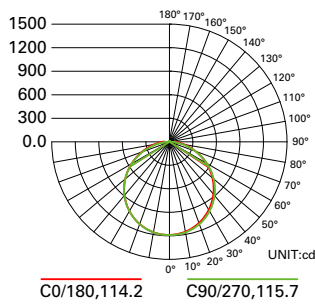
- cULus listed for 25C ambient environments, indoor applications
- UL damp location listed
- IESNA LM-79 and LM-80 standards compliant
- Qualifies as State of California Title 24 high efficiency luminaire
- FCC part 15 class B (residential) compliant
- DesignLights Consortium® Qualified and classified for DLC standard. Refer to the DLC Qualified Products list at [www.designlights.org/QPL](http://www.designlights.org/QPL) to confirm which versions are qualified

### Warranty

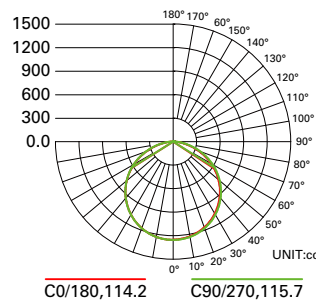
- Five year standard warranty
- Extended ten year warranty available

## Photometric Data

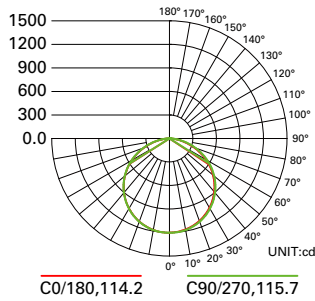
 View IES files



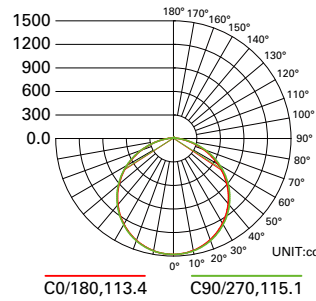
**14CGTS-NUV-3035C**  
 Electronic Driver  
 Linear LED 3500K  
 Spacing criterion: (H) 1.28 x mounting height, (L) 1.28 x mounting height  
 Lumens: 3529  
 Input Watts: 30W  
 Efficacy: 119.8 LPW  
 Test Report: 14CGTS-NUV-3035C.IES



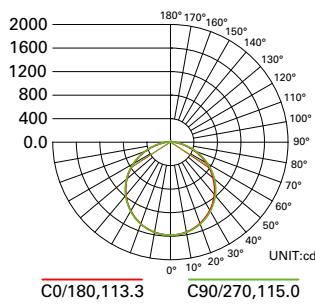
**14CGTS-NUV-3040C**  
 Electronic Driver  
 Linear LED 4000K  
 Spacing criterion: (H) 1.28 x mounting height, (L) 1.28 x mounting height  
 Lumens: 3716  
 Input Watts: 30W  
 Efficacy: 132.1 LPW  
 Test Report: 14CGTS-NUV-3040C.IES



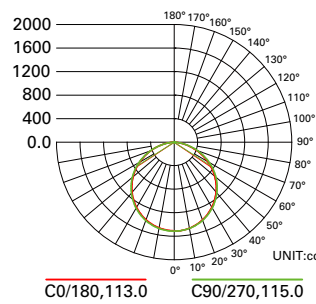
**14CGTS-NUV-3050C**  
 Electronic Driver  
 Linear LED 5000K  
 Spacing criterion: (H) 1.27 x mounting height, (L) 1.28 x mounting height  
 Lumens: 3568  
 Input Watts: 30W  
 Efficacy: 121.8 LPW  
 Test Report: 14CGTS-NUV-3050C.IES



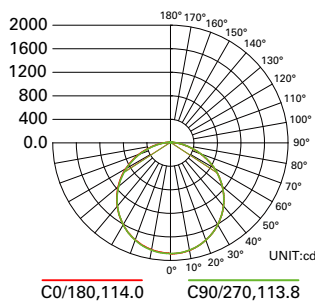
**22CGTS-NUV-4035C**  
 Electronic Driver  
 Linear LED 3500K  
 Spacing criterion: (H) 1.27 x mounting height, (L) 1.28 x mounting height  
 Lumens: 4320  
 Input Watts: 40W  
 Efficacy: 113.3 LPW  
 Test Report: 22CGTS-NUV-4035C.IES



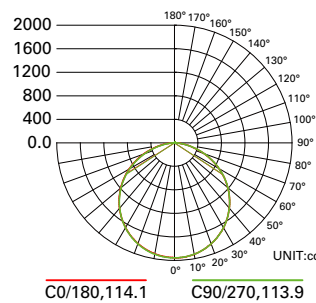
**22CGTS-NUV-4040C**  
 Electronic Driver  
 Linear LED 4000K  
 Spacing criterion: (H) 1.27 x mounting height, (L) 1.27 x mounting height  
 Lumens: 4615  
 Input Watts: 40W  
 Efficacy: 126.5 LPW  
 Test Report: 22CGTS-NUV-4040C.IES



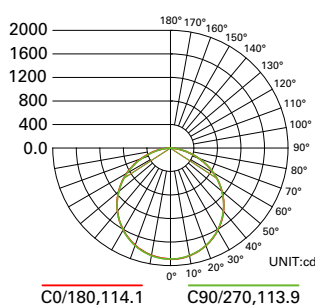
**22CGTS-NUV-4050C**  
 Electronic Driver  
 Linear LED 5000K  
 Spacing criterion: (H) 1.26 x mounting height, (L) 1.27 x mounting height  
 Lumens: 4386  
 Input Watts: 40W  
 Efficacy: 114.7 LPW  
 Test Report: 22CGTS-NUV-4050C.IES



**24CGTS-NUV-5035C**  
 Electronic Driver  
 Linear LED 3500K  
 Spacing criterion: (H) 1.27 x mounting height, (L) 1.27 x mounting height  
 Lumens: 5483  
 Input Watts: 50W  
 Efficacy: 110.1 LPW  
 Test Report: 24CGTS-NUV-5035C.IES



**24CGTS-NUV-5040C**  
 Electronic Driver  
 Linear LED 4000K  
 Spacing criterion: (H) 1.27 x mounting height, (L) 1.27 x mounting height  
 Lumens: 5664  
 Input Watts: 50W  
 Efficacy: 119.5 LPW  
 Test Report: 24CGTS-NUV-5040C.IES



**24CGTS-NUV-5050C**  
 Electronic Driver  
 Linear LED 5000K  
 Spacing criterion: (H) 1.27 x mounting height, (L) 1.27 x mounting height  
 Lumens: 5469  
 Input Watts: 50W  
 Efficacy: 111.3 LPW  
 Test Report: 24CGTS-NUV-5050C.IES

