

Project		Catalog #		Type	
Prepared by		Notes		Date	



# Metalux

## SHP-BTS

LED Shoplight with Bluetooth Speakers

### Typical Applications

Portable Lighting • Workshops • Garages • Utility and Storage Rooms

### Interactive Menu

- Order Information page 2
- Photometric Data page 2
- Control Systems page 2
- Product Warranty

### Product Certification



### Product Features

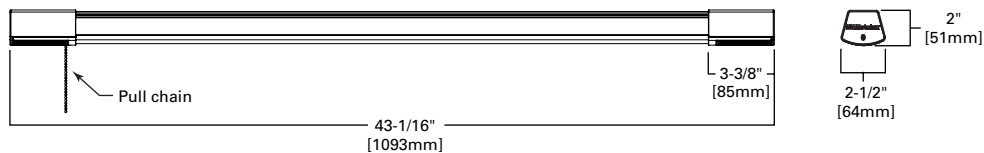


### Top Product Features

- Lightweight, portable shoplight with fully integrated LEDs
- Integral luminaire speakers deliver a full, natural sound
- Easily listen to your favorite music or podcast wirelessly
- Wirelessly connect with any iOS or Android device
- 3800 nominal lumens, 4000K CCT at Greater Than 80CRI

### Dimensional and Mounting Details

#### Cross-section



additional product diagrams

## Order Information

Catalog Number	Product Description	UPC	Unit Carton (L x W x H)
4SHP3240BTS	Shoplight LED 43" 3800L 4000K, 120V, BT Speaker	080083785612	45 x 4 x 3.3

## Product Specifications

### Electrical and Audio

- Fully integrated LED system, low wattage 120V electronic driver with on/off pull chain and 5ft grounded plug in cord provides a product for maximum portability and ease of use
- The integrated speakers utilize patented technology to deliver optimal acoustic performance in a compact and portable design
- The speakers can work independently with or without the light

### Optics

- The SHP BTS uses 80CRI bright white 4000K LEDs enclosed behind a polycarbonate frost lens
- The LED and lens optics provide a uniform distribution and excellent color rendering

### Wireless Connectivity

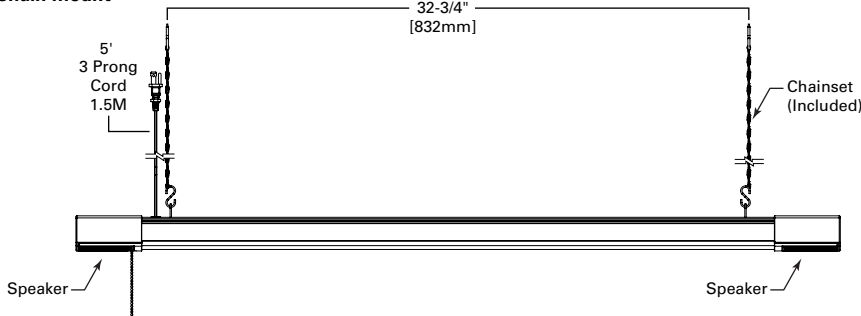
- Speakers connect wirelessly via Bluetooth, and work with both Android and iOS devices
- Easily listen to your favorite music or podcast wirelessly in your home or workshop

### Compliance and Reliability

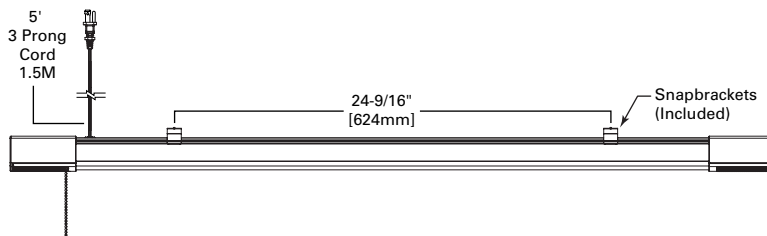
- cULus listed for dry location
- Five-year comprehensive warranty
- TM21 projected lumen maintenance is L70 > 50,000 hours
- FCC Class B and Energy Star Certified

## Dimensional and Mounting Details

### Chain mount

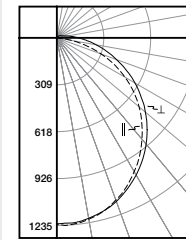


### Surface mount



## Photometric Data

[View IES files](#)



### 4SHP3240BTS

Linear LED 4000K  
 Spacing criterion:  
 (H) 1.24 x mounting height,  
 (L) 1.27 x mounting height  
 Lumens: 3783  
 Input Watts: 31.1W  
 Efficacy: 121.6 lm/W  
 Test Report:  
 4SHP3240BTS.IES

## Control Systems

- WaveLinx
- DLVP
- LumaWatt Pro
- iLumin Plus
- VividTune

## Energy and Performance Data

### Wattage

Model	Lumens	Wattage
4SHP3240BTS	3782	31

### Shipping Data

Catalog No.	Weight per Carton	Units per Master Carton	Weight per Master Carton	Units per Pallet (40" x 48")
4SHP3240BTS	4.1 lbs.	2	8.2	72