

## DESCRIPTION

The VT2 Series is an energy efficient industrial Vaportite fixture that features rugged and durable construction. The VT2 incorporates a full metal fixture liner inside a reinforced fiberglass housing with a high impact diffuser. This Vaportite series is suitable for interior and exterior applications and can be surface or chain mounted.

The VT2 Series has been designed for maximum operation in commercial institutional and industrial environments where weathering, high temperature, humidity and dust or corrosive fumes are present.

## SPECIFICATION FEATURES

### Construction

Fiberglass housing is reinforced polyester and self-extinguishing (ASTM-D635-74) plastic of a permanent pearl gray color. Top of housing has nine embossments (4' unit) and thirteen embossments (8' unit), providing mounting flexibility on uneven surfaces. A watertite hub for 1/2" conduit entry is provided at each end of housing (standard) for continuous feed. Polyurethane gasketing is formed in the housing providing a continuous seamless seal for the diffuser. Six sturdy cam latches (4' unit) and twelve (8' and tandem unit) clamp diffuser tightly for a positive seal between housing, gasketing and diffuser.

### Electrical\*

Unit has full metal liner (channel) secured by brass internal/external mounting studs for positive grounding, maximum protection and rigidity. Ballasts are CBM/ETL Class "P" certified suitable to plus 50°F. Spring loaded lampholders. Electrical components and fixtures are UL/CUL listed for Wet Locations.\*\* IP65 rated and NSF certified (4' only).

### Lens

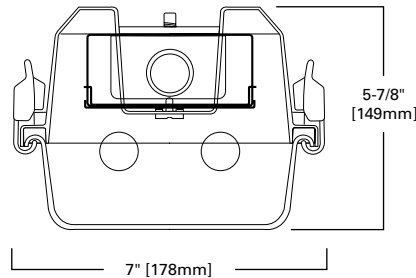
"DR" - Clear low brightness pattern acrylic with 15% high impact additive.  
 "DR-100" - Clear low brightness pattern acrylic with 100% high impact additive.  
 Example: VT2-296DR-100  
 "LEX" - High impact clear low brightness pattern polycarbonate. LEXAN  
 Example: VT2-296LEX.

### Reflectors

Optional die formed finished or 95% specular miro reflector.

### Compliance

The VT2 Series ratings apply to Horizontal Mounting only. Options to meet Buy American and other domestic preference requirements.



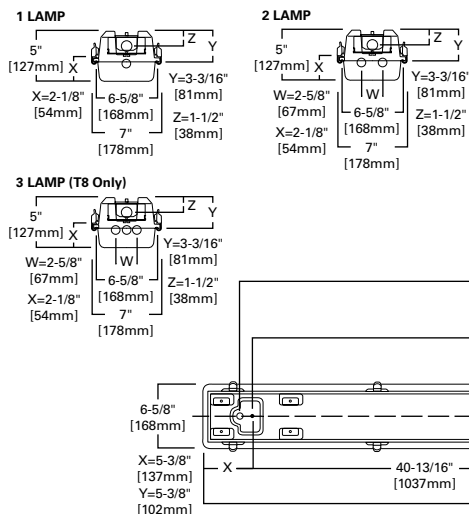
**VT2**  
 132  
 232  
 332  
 154T5  
 254T5

**4' OR 8' INDUSTRIAL**  
 1, 2 OR 3 LAMP T8  
 1 OR 2 LAMP T5HO

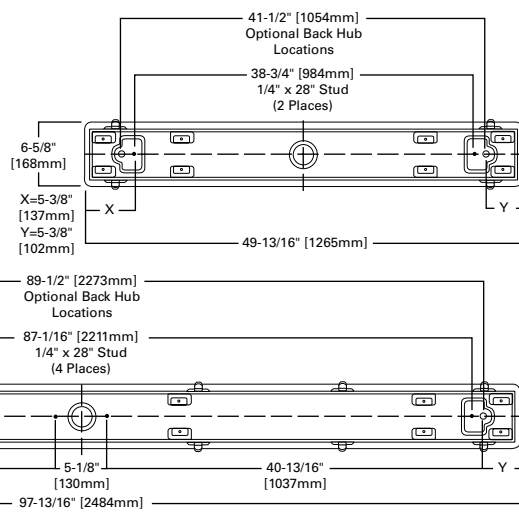
Vaportite Industrial



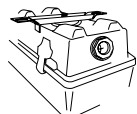
## LAMP CONFIGURATIONS




## MOUNTING DATA



## INSTALLATION DATA



**MOUNTING BRACKETS**  
 Furnished  
 Two per 2' and 4' Unit  
 Four per 8' Unit



**OPTIONAL CHAN HANGING SET**  
 (VT2-CHAIN/SET-U)  
 Includes 6 ft. of chain, 4 large S-Hooks and 4 small S-Hooks  
 Order One (1) Kit for each 2' or 4' Fixture  
 Two (2) Kits Recommended For 8' Fixture

## ENERGY DATA

Input Watts:  
**EB Ballast & STD Lamps**  
 132 (46), 232 (57), 332 (82)

**ES Ballast & T5HO Lamps**  
 254T5 (121), 8T254T5 (229)

**EB Ballast & T5HO Lamps**  
 154T5 (62), 254T5 (117)

**EB Plus Ballast & STD Lamps**  
 132 (46), 232 (73), 332 (108)

Luminaire Efficacy Rating  
**LER = FI-73**

Catalog Number: VT2-232DR  
 Yearly Cost of 1000 lumens,  
 3000 hrs at .08 KWH = \$3.29

\*Reference the lamp/ballast data in the Technical Section for specific lamp/ballast requirements.

\*\*Not Suitable for Wet Locations if EL4 Option is added. Consult Pre Sales Technical Support.

LAMPS CONTAIN MERCURY, DISPOSE ACCORDING TO LOCAL, STATE OR FEDERAL LAWS



Safe and convenient means of disconnecting power



