

DESCRIPTION

The IAF Series is an energy efficient family of light duty industrials that feature premium performance and durability. The series incorporates sturdy embossed reflectors that precisely direct and effectively control light. The IAF Series can be installed using various mounting methods and numerous options and accessories are available. The series is available with both Apertured (IAF) and Closed Top (ICF) reflector combinations.

The IAF Series can be utilized in simple task and area lighting and industrial applications.

SPECIFICATION FEATURES

Construction

Nominal Channel is code gauge prime cold rolled steel. Numerous KOs for ease of installation. End plate quickly connects to channel connector. Groove for tong hanger lamp holder bracket flips in place.

Electrical*

Ballast are CBM/ETL Class "P" and positively secured by mounting bolts. UL/CUL listed. Suitable for damp locations.

Finish

Multistage iron phosphate pretreatment ensures maximum bonding and rust inhibitor. Lighting grade, baked white enamel finish.

Catalog #		Type
Project		
Comments		Date
Prepared by		

Reflectors

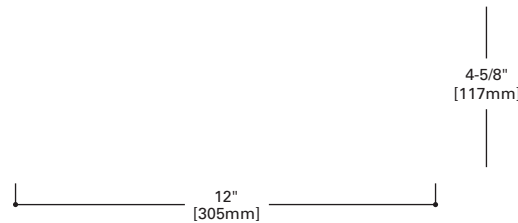
Die formed prime steel, code gauge. Formed edges for added strength. 12" width. Reflectors secured with quarter-turn fasteners. All reflectors 4' sections. Baked white enamel. Standard with 8% uplight (IAF). Closed top reflector (ICF).



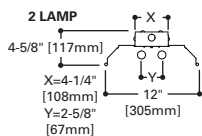
IAF, ICF
248HO, 296HO,
248T8HO,
296T8HO,
248, 296, 296T8

4' OR 8' INDUSTRIAL
2 LAMPS,
HIGH OUTPUT, SLIMLINE

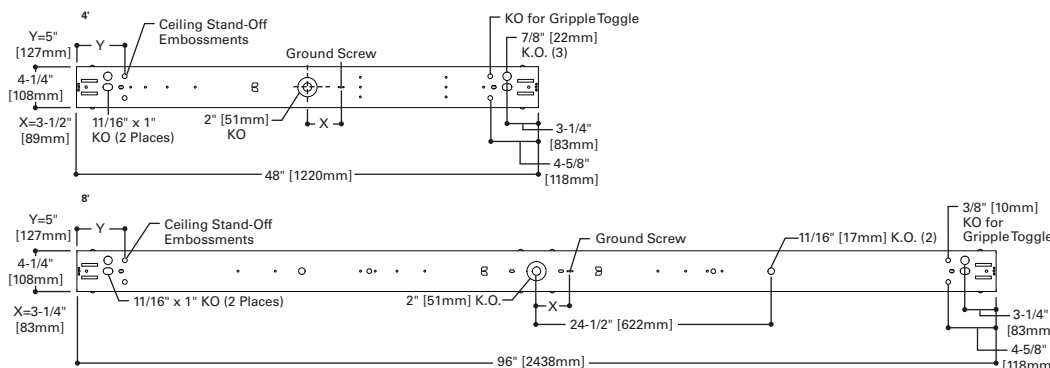
Light Duty Industrial



LAMP CONFIGURATIONS



MOUNTING DATA



ENERGY DATA

Input Watts:
EB Ballast & STD Lamps
 248T8HO (99), 296HO (208),
 296T8HO (160), 248 (74), 296 (136),
 296 (136)

ES Ballast & STD Lamps
 296 (158)

STD Ballast & STD Lamps
 248HO (145), 248 (102)

Luminaire Efficacy Rating
LER = FL-54
Catalog Number: IAF-296HO
Yearly Cost of 1000 lumens,
3000 hrs at .08 KWH = \$4.44

*Reference the lamp/ballast data in the Technical Section for specific lamp/ballast requirements.

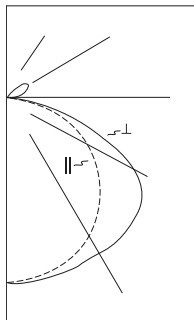
LAMPS CONTAIN MERCURY. DISPOSE ACCORDING TO LOCAL, STATE OR FEDERAL LAWS

LINEAR DISCONNECT

Safe and convenient means of disconnecting power.



PHOTOMETRICS



IAF-296HO
Standard Ballast
F96T12/CW/HO/WM
Lamps
8000 Lumens

Spacing criterion:
(H) 1.3 x mounting
height, () 1.5 x
mounting height
Efficiency 84.1%

Test Report:
IAF296HO.IES

LER = FI-54

Yearly Cost of 1000
lumens, 3000 hrs at
.08 KWH = \$4.44

Coefficients of Utilization

rc	Effective floor cavity reflectance						20%						0%					
	80%		70%		50%		30%		10%		0%		0%		0%			
rw	70	50	30	10	70	50	30	10	50	30	10	50	30	10	50	30	10	0
RCR																		
0	99	99	99	99	96	96	96	96	90	90	90	85	85	85	81	81	81	79
1	90	85	81	78	87	83	79	76	78	75	73	74	72	70	70	68	67	64
2	81	73	67	62	78	71	66	61	67	63	59	64	60	57	60	57	54	52
3	73	64	56	51	70	62	55	50	59	53	48	55	51	47	53	49	45	43
4	66	56	48	42	64	54	47	42	51	45	40	49	44	39	46	42	38	36
5	61	49	42	36	59	48	41	35	46	39	34	43	38	33	41	36	33	31
6	56	44	36	31	54	43	36	30	41	34	30	39	33	29	37	32	28	26
7	52	40	32	27	50	39	32	27	37	31	26	35	30	25	34	29	25	23
8	48	36	29	24	46	35	28	23	34	27	23	32	27	22	31	26	22	20
9	45	33	26	21	43	32	26	21	31	25	20	30	24	20	28	23	20	18
10	42	30	23	19	40	30	23	19	28	23	18	27	22	18	26	21	18	16

Zonal Lumen Summary

Zone	Lumens	%Lamp	%Fixture
0-30	2809	17.6	20.9
0-40	4765	29.8	35.4
0-60	9282	58.0	69.0
0-90	12575	78.6	93.5
90-180	878	5.5	6.5
0-180	13453	84.1	100.0

Candela

Angle	Along H	45°	Across
0	3478	3478	3478
10	3453	3446	3513
20	3288	3355	3468
30	3025	3194	3438
40	2657	3014	3378
50	2207	2785	3228
60	1666	2443	2687
70	1051	1674	1524
80	413	586	450
90	10	32	23
100	5	176	182
110	6	298	342
120	8	285	458
130	9	170	371
140	13	63	209
150	14	18	70
160	12	12	14
170	11	11	11
180	10	10	10

ORDERING INFORMATION

SAMPLE NUMBER: IAF-296T8HO-120V-U

<p>Tandem Blank=4' Length 8T=8' Length</p> <p>Series IAF=Apertured Reflector ICF=Closed Top Reflector</p> <p>Number of Lamps (Not Included) 2=2 Lamps</p> <p>Wattage 48HO=60W T12 (48") HO 48T8HO=44W T8 (48") HO 96HO=95/110W T12 (96") HO 96T8HO=86W T8 (96") HO 48=40W T12 (48") SL 96=60/75W T12 (72") SL 96=59W T8 (96") SL</p> <p>Voltage⁽¹⁾ 120V=120 Volt 277V=277 Volt 347V=347 Volt UNV=Universal Voltage 120-277⁽²⁾</p> <p>Options GL=Single Element Fuse GM=Double Element Fuse EL4=Emergency Installed EL8=Emergency Installed</p>	<p>Ballast Type⁽¹⁾ EB2_=T12 Electronic Rapid Start. No. of Ballast 1 or 2 EB8_=T8 Electronic Instant Start. Total Harmonic Distortion < 10% No. of Ballast 1 or 2 EB8_/PLUS=T8 Electronic Instant Start. High Ballast Factor >1.13. Total Harmonic Distortion < 10% No. of Ballast 1 or 2 ER8_=T8 Electronic Program Rapid Start. Total Harmonic Distortion < 10% No. of Ballast 1 or 2 ER8_/PLUS=T8 Electronic Program Start. High Ballast Factor >1.13. Total Harmonic Distortion < 10% No. of Ballast 1 or 2</p>	<p>Options 6-3/18 SJT-C&P-515P=Cord & Plug (120V), (15 AMP)⁽³⁾ 6-3/18 SJT-C&P-L715P=Cord & Plug (277V), (15 AMP)⁽³⁾ PI/CPI=Plug-In Option⁽⁴⁾ TILW=Tandem In-Line Wiring Option (Consult TILW Option Catalog Page)⁽³⁾ (See options & accessories)</p> <p>ACCESSORIES (Order Separately) A-1-B/Spacer-U=Spacer 1-1/2" to 2-1/2" from ceiling (Use 2 per fixture) GRP-SSF=Gripper Hanger (Use 2 per fixture) SCF=Fixed Stem Set (Specify Length) SCS=Swivel Stem Set (Specify Length) SCA=Adjustable 48" Stem Set AYC-Chain/Set-U=Chain Hanger Set (Use 1 set per fixture) WG/ICF-4FT-U²=Wire Guard CLC-SSF=Long Channel Connector SSF TOGGLE=Single Toggle NO. 2 (Specify Length) Y-TOGGLE=Y Toggle NO. 2 (Specify Length)</p>	<p>Packaging U=Unit Pack 4B=4 Bulk</p>
--	---	---	---

NOTES: ⁽¹⁾Products also available in non-US voltages and frequencies for international markets. ⁽²⁾Not available when specifying emergencies, voltage must be specific. Exception EL4. ⁽³⁾Socket brackets left uninstalled. ⁽⁴⁾Not available with HO lamps.

Specifications & dimensions subject to change without notice. Consult your Cooper Lighting Solutions Representative for availability and ordering information.

SHIPPING DATA

Catalog No.	Wt.
IAF-248T8HO	13 lbs.
8TIAF-248T8HO	26 lbs.



Cooper Lighting Solutions
1121 Highway 74 South
Peachtree City, GA 30269
P: 770-486-4800
www.cooperlighting.com

Specifications and dimensions subject to change without notice.