

| | | | | | |
|-------------|--|-----------|--|------|--|
| Project | | Catalog # | | Type | |
| Prepared by | | Notes | | Date | |



Metalux

Accord 24AC LED

2' x 4' Specification Grade LED Troffer

Typical Applications

Office • Education • Healthcare • Retail

Interactive Menu

- Order Information page 2
- Photometric Data page 3
- Control Solutions page 4
- Connected Systems page 4
- Product Warranty

Product Certification



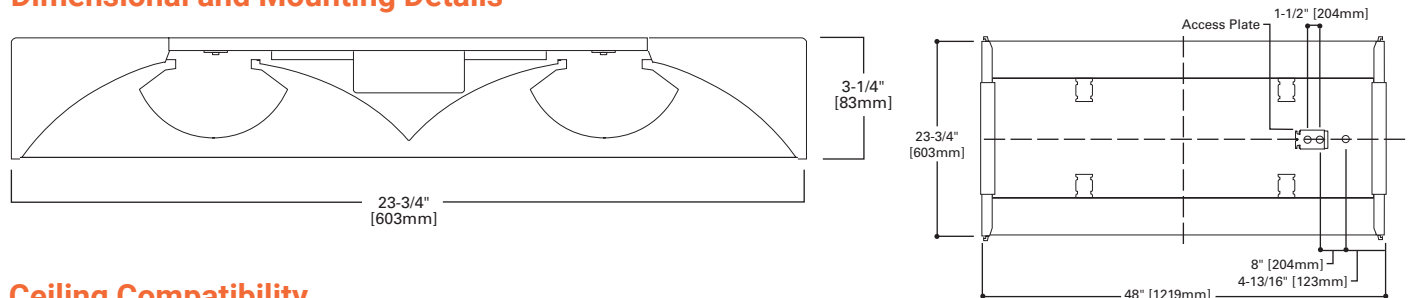
Product Features



Top Product Features

- Available in 1' x 4', 2' x 2' and 2' x 4' recessed & surface versions
- Advanced optical control
- High performance efficacy up to 127 lumens per watt
- Over 60% energy savings when compared to fluorescent troffers
- Three CCT options: 3000K, 3500K and 4000K at 85 CRI
- Options to meet Buy American and other domestic preference requirements

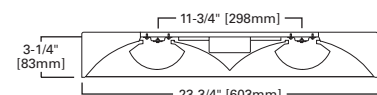
Dimensional and Mounting Details



NOTE: 2' x 2' and 2' x 4' allow for row mounting

Ceiling Compatibility

| G | F | Ceiling Type** | Trim Type |
|----------------------|-------------------|----------------|-----------|
| Grid/Lay-in Standard | Drywall Frame Kit | Exposed Grid | G |
| | | Concealed T | G or T |
| | | Slot Grid | G or T |
| | | Flange | *** |



Order Information

SAMPLE ORDER NUMBER: **24AC-LD5-55-UNV-L835-CD1-U**

| Domestic Preferences | Rating | Series | Type | Lamp Type | Lumen Outputs | Shielding | Voltage |
|--|---|--|--|---------------------|---|--|---|
| Domestic Preferences ⁽¹⁾ | Rating | Series ⁽²⁾ | Type | Lamp Type | Lumen Outputs | Shielding | Voltage ⁽⁵⁾ |
| [Blank] =Standard BAA =Buy American Act TAA =Trade Agreements Act | [Blank] =Standard ATW-SW4 =Chicago Rated | 24AC =2x4 Accord Series | [Blank] =Standard A =Air (vented) ⁽³⁾ | LD5 =LED 5.0 | Stock Lumen Outputs 44 =4400 Lumens 55 =5500 Lumens MT0 Lumen Outputs 31 =3100 Lumens ⁽⁴⁾ 36 =3600 Lumens 39 =3900 Lumens 48 =4800 Lumens 63 =6300 Lumens 68 =6800 Lumens 73 =7300 Lumens | [Blank] =Standard Lens SQP =Lens with Square Pattern Insert RDP =Lens with Round Pattern Insert | UNV =Universal Voltage 120-277 347V =347 Volt ⁽⁶⁾ 48V =48 Volt Low-voltage (Class 2) ⁽⁶⁾ 120V =120 Volt ⁽⁷⁾ 277V =277 Volt ⁽⁷⁾ |
| Notes ⁽¹⁾ Only product configurations with these designated prefixes are built to be compliant with the Buy American Act of 1933 (BAA) or Trade Agreements Act of 1979 (TAA), respectively. Please refer to DOMESTIC PREFERENCES website for more information. Components shipped separately may be separately analyzed under domestic preference requirements. | | Notes ⁽²⁾ DesignLights Consortium® Qualified and classified for both DLC Standard and DLC Premium, refer to www.designlights.org for details. | Notes ⁽³⁾ Air versions are not designed for continuous row mount applications. Air version is vented but does not meet air handling requirements. | | Notes ⁽⁴⁾ 3100 and 3600 lumen options not available with Step-dim driver and wiyh Fifth Light drivers (5LTD and 5LTHD). | | Notes ⁽⁵⁾ Products also available in non-US voltages and frequencies for international markets. ⁽⁶⁾ 347V emergency option not available with emergency options. ⁽⁷⁾ Must specify voltage as 120V or 277V when ordering GTR2 option. ^(C) Consult DLVP system pages for additional details and compatibility. |

| Emergency Options | CCT | Flex | Driver Type |
|---|--|--|---|
| Emergency Options | CCT | Flex | Driver Type |
| EL7W =7-watt, 120V-277V emergency battery pack installed ⁽⁸⁾ EL14W =14-watt 120V-277V emergency battery pack installed ⁽⁸⁾ ELV7W =7-watt, DLVP-compatible low voltage emergency battery pack installed ⁽⁹⁾ ELV14W =14-watt DLVP-compatible low voltage emergency battery pack installed ⁽⁹⁾ GTR2 =Generator Transfer Relay ^{(8),(10)} ETRD =Emergency Transfer Relay with dimming control ⁽⁸⁾ | L830 =3000K L835 =3500K L840 =4000K | A3/8-4/18GDIM =3/8" Flex with 0-10V Dimming Leads See below for details. A3/8-5/18GDIM =Flex with 0-10V Dimming leads and Blue for alternate wiring. See below for details. | CD =0-10V Dimming Driver (1%-100% Dimming) SR =Sensor-ready Dimming Driver (1%-100% Dimming) 5LTD =Fifth Light DALI Driver (10%-100% Dimming) ^(C) 5LTHD =Fifth Light Dimming Driver (1%-100% Dimming) ^{(11),(E)} LV1 =DLVP Dimming Driver (0%-100% Dimming) ^(C) SD =Step Dimming Driver (50%-100% Dimming) ⁽¹¹⁾ LH =Lutron HiLume (LDE1 series) 1%-100% EcoSystem Driver with Soft-on Fade to Black dimming ^(F) L5 =Lutron 5 Series (LDE5-Series) 5%-100% EcoSystem Driver ^(F) |
| Notes ⁽⁸⁾ With integral test switch/indicator/laser test. For approximate delivered lumens multiply the lumens per watt of the desired fixture by the wattage of the emergency battery pack (100 lm/W x 7=700 lumens). IES-format photometry for luminaire under emergency operation available. Battery option increases total height by 1 inch. ⁽⁹⁾ Used to bypass local control during outage. Must be used in conjunction with UL 1008 device (provided by others). GTR2 option includes 2 relays on fixtures with dimming drivers. ETRD option only requires one relay when used on a dimming fixture. ⁽¹⁰⁾ Must specify voltage as 120V or 277V when ordering GTR2 option. ^(C) Consult DLVP system pages for additional details and compatibility. | | Flexible Metal Conduit Options Flex options available for 0-10V dimming control, DALI dimming control, emergency and night light functions. 72-inch factory-installed and pre-wired to driver, fitted to luminaire housing access plate with 90° enclosed FMC connector. Not all options may be combined and installation ratings vary by type. A3/8-4/18GDIM series notes: Factory installed dimming option 3/8" flexible metal conduit with 2-#18 power and ground wires and 2-#18 UL-listed jacketed 0-10V +/- control wires. Meets UL 66, 83, 1479, 1569, 1581, 2556, NEC® 250.118, 300.22(C), 392, 396, 330, 501, 502, 503, 530, 504, 505, 518, 520, 530, 645, 72; Federal Specification A-A-59544 (formerly J-C-30B); all applicable OSHA and HUD Requirements. UL Classified 1-, 2-, and 3-hour through penetration with applicable fire stop product (not included). May be surface mounted, fished and/or embedded in plaster. Cable tray and approved raceway rated, install per NEC®; Environmental Air-Handling Space Installation per NEC® 300.22(C). | Notes ⁽¹¹⁾ 3100 and 3600 lumen options not available with Step-dim driver and wiyh Fifth Light drivers (5LTD and 5LTHD). Integrated options must be used in conjunction with the associated system and may not be compatible with other options or accessories. Please refer to the following: ^(B) ^(C) Consult DLVP system pages for additional details and compatibility. ^(E) Consult Fifth Light system pages for additional details and compatibility. ^(F) Consult Marketplace Options - Lutron system pages for additional details and compatibility. Compatible only with driver series shown, and may require two or more drivers. Requires field commissioning to operate or dim. Contact Lutron at www.lutron.com . |

| Number of Drivers | Integrated Sensing Systems | Packaging | Accessories |
|---|---|---|--|
| Number of Drivers | Integrated Sensing Systems | Packaging | Accessories (order separately) ⁽¹²⁾ |
| 1=1 Driver 2=2 Drivers | [Blank] =No Sensor WAA =WaveLinX Wireless Integrated Sensor ^(A) SLVPD1 =Low-voltage Integrated Sensor ^(C) SVPD1 =0-10V Stand-alone Integrated Sensor ^(D) | U =Unit Pack PALC =Job Pack, in carton | T3A END E.Q. BRACKET PARTS BAG DF-24W-U =2' x 4' Drywall Frame Kit SK-24-WS =2' x 4' Shallow Surface Mount Kit SK-24-WT =2' x 4' Tall Surface Mount Kit |
| | Notes Integrated options must be used in conjunction with the associated system and may not be compatible with other options or accessories. Please refer to the following: ^(A) Consult WaveLinX system pages for additional details and compatibility. ^(C) Consult DLVP system pages for additional details and compatibility. ^(D) Consult SVPD series system pages for additional details and compatibility. | | Notes ⁽¹²⁾ Accessories sold separately will be separately analyzed under domestic preference requirements. Consult factory for further information. |

Product Specifications

Construction

- Shallow 3-1/4" deep housing is die-formed of code gauge, prime cold rolled steel
- Heavy gauge endplates are securely attached with screws for strength and rigidity and the elimination of gaps
- End plates have integral grid-lock feature for safety and convenience
- Four auxiliary fixture end suspension points provided
- Large access plate for supply connection
- Driver can be accessed from below without tools

Integrated Controls

- 0-10V dimming to 1% standard
- WaveLinX wireless fixture for sensor-less wireless control
- WaveLinX wireless sensor compatible for connected and IoT capability
- SVPD sensor compatible for standalone functionality
- Low-voltage sensor and driver compatible for DLVP applications
- DALI 2.0, Lutron, and step-dimming available

Electrical

- LED's available in 3000K, 3500K or 4000K with a minimum CRI of 80
- Color accuracy \leq 3-Step MacAdam ellipse (SDCM)
- Projected life is 60,000 hours at 89% lumen output
- Electronic drivers available for 120-277V and 347V applications

Emergency Battery Options

- Optional 120-277V emergency battery available in 7W or 14W
- 90-minute backup period for code compliance
- Test switch with laser pointer and testing from floor feature for ease of use
- EZ Key feature prevents accidental discharge during construction
- Generator transfer options available

Finish

- Multistage, iron phosphate pretreatment ensure maximum bonding and rust inhibition
- White enamel finish

Reflectors

- High reflectance baked matte white enamel finish for luminous uniformity

Shielding

- Positively retained frosted acrylic profile lenses provide a soft but effective distribution of light

Compliance

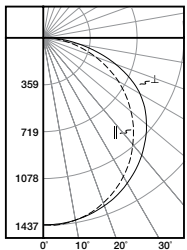
- Modules are UL recognized components
- Indoor luminaires are cULus listed for 25°C ambient environments
- Complies with IESNA LM-79
- LEDs compliant with LM-80 standards
- DesignLights Consortium® Qualified and classified for both DLC Standard and DLC Premium, refer to www.designlights.org for details.

Warranty

- Five-year warranty standard. Optional ten year warranty available.

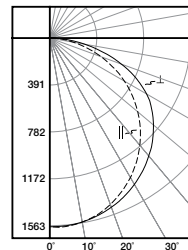
Photometric Data

[View IES files](#)



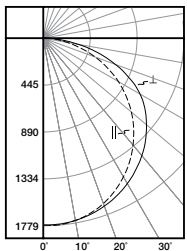
24AC-LD5-44-UNV-L835-CD1-U

Electronic Driver
 Linear LED 3500K
 Spacing criterion: (II) 1.26 x mounting height,
 (⊥) 1.32 x mounting height
 Lumens: 4496
 Input Watts: 37.9W
 Efficacy: 118.6 LPW
 Test Report: 24AC-LD5-44-UNV-L835-CD1-U.IES



24AC-LD5-48-UNV-L835-CD1-U

Electronic Driver
 Linear LED 3500K
 Spacing criterion: (II) 1.26 x mounting height,
 (⊥) 1.32 x mounting height
 Lumens: 4892
 Input Watts: 41.9W
 Efficacy: 116.7 LPW
 Test Report: 24AC-LD5-48-UNV-L835-CD1-U.IES



24AC-LD5-55-UNV-L835-CD1-U

Electronic Driver
 Linear LED 3500K
 Spacing criterion: (II) 1.26 x mounting height,
 (⊥) 1.32 x mounting height
 Lumens: 5567
 Input Watts: 49.1W
 Efficacy: 113.4 LPW
 Test Report: 24AC-LD5-55-UNV-L835-CD1-U.IES

Energy and Performance Data

| Stock or MTO | Catalog Logic (Curved) | Delivered Lumens | Watts | Efficacy (LPW) |
|--------------|----------------------------|------------------|-------|----------------|
| MTO | 24AC-LD5-31-UNV-L830-CD1-U | 3035 | 25.4 | 119 |
| MTO | 24AC-LD5-31-UNV-L835-CD1-U | 3155 | 25.4 | 124 |
| MTO | 24AC-LD5-31-UNV-L840-CD1-U | 3218 | 25.4 | 127 |
| MTO | 24AC-LD5-36-UNV-L830-CD1-U | 3539 | 30.1 | 118 |
| MTO | 24AC-LD5-36-UNV-L835-CD1-U | 3679 | 30.1 | 122 |
| MTO | 24AC-LD5-36-UNV-L840-CD1-U | 3753 | 30.1 | 125 |
| MTO | 24AC-LD5-39-UNV-L830-CD1-U | 3835 | 32.9 | 116 |
| MTO | 24AC-LD5-39-UNV-L835-CD1-U | 3987 | 32.9 | 121 |
| MTO | 24AC-LD5-39-UNV-L840-CD1-U | 4067 | 32.9 | 123 |
| MTO | 24AC-LD5-44-UNV-L830-CD1-U | 4325 | 37.9 | 114 |
| Stock | 24AC-LD5-44-UNV-L835-CD1-U | 4496 | 37.9 | 119 |
| Stock | 24AC-LD5-44-UNV-L840-CD1-U | 4586 | 37.9 | 121 |
| MTO | 24AC-LD5-48-UNV-L830-CD1-U | 4705 | 41.9 | 112 |
| MTO | 24AC-LD5-48-UNV-L835-CD1-U | 4892 | 41.9 | 117 |
| MTO | 24AC-LD5-48-UNV-L840-CD1-U | 4990 | 41.9 | 119 |
| MTO | 24AC-LD5-55-UNV-L830-CD1-U | 5355 | 49.2 | 109 |
| Stock | 24AC-LD5-55-UNV-L835-CD1-U | 5567 | 49.2 | 113 |
| Stock | 24AC-LD5-55-UNV-L840-CD1-U | 5678 | 49.2 | 116 |
| MTO | 24AC-LD5-63-UNV-L830-CD1-U | 6069 | 57.8 | 105 |
| MTO | 24AC-LD5-63-UNV-L835-CD1-U | 6310 | 57.8 | 109 |
| MTO | 24AC-LD5-63-UNV-L840-CD1-U | 6436 | 57.8 | 111 |
| MTO | 24AC-LD5-68-UNV-L830-CD1-U | 6541 | 65.1 | 101 |
| MTO | 24AC-LD5-68-UNV-L835-CD1-U | 6800 | 65.1 | 105 |
| MTO | 24AC-LD5-68-UNV-L840-CD1-U | 6936 | 65.1 | 107 |
| MTO | 24AC-LD5-73-UNV-L830-CD1-U | 7014 | 71.0 | 99 |
| MTO | 24AC-LD5-73-UNV-L835-CD1-U | 7292 | 71.0 | 103 |
| MTO | 24AC-LD5-73-UNV-L840-CD1-U | 7438 | 71.0 | 105 |

Lumen Maintenance

| Ambient Temperature | TM-21 Lumen Maintenance (60,000 hours) ⁽¹⁾ | Theoretical L70 (Hours) ⁽²⁾ |
|---------------------|---|--|
| 25°C | > 89% | > 193,000 |

Notes: (1) Supported by IES TM-21 standards. (2) Theoretical values represent estimations commonly used; however, refer to the IES position on LED Product Lifetime Prediction, IES PS-10-18, that explains proper use of IES TM-21 and LM-80.

Shipping Data

| Catalog No. | Wt. |
|-------------|---------|
| 24AC-LD5-44 | 21 lbs. |
| 24AC-LD5-55 | 21 lbs. |

Control Systems

- WaveLinx Wireless
- WaveLinx Wired
- WaveLinx Lite
- DLVP
- VividTune



Connected Systems
[CLICK HERE](#)